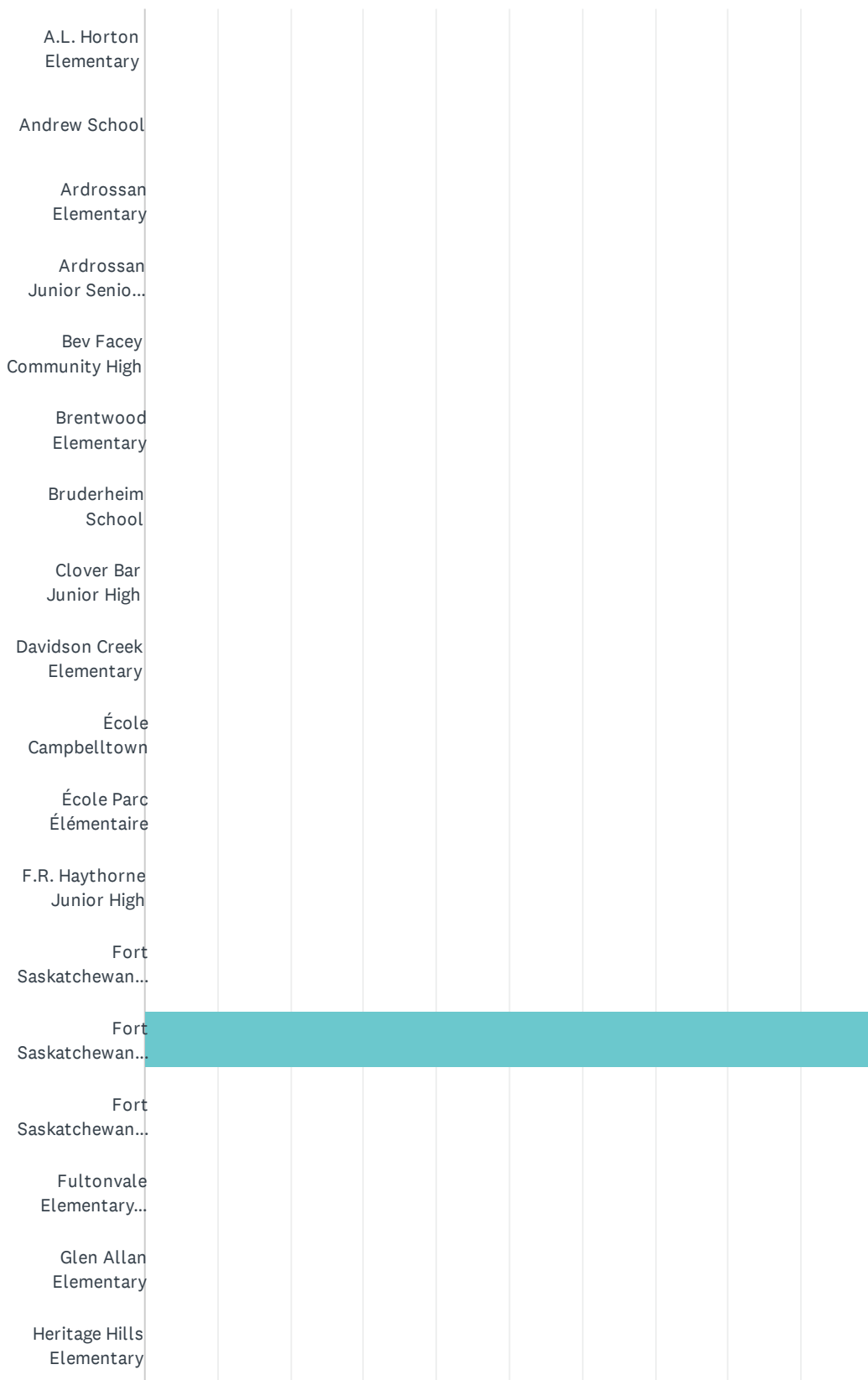



# Q1 What school does your child currently attend? For out-of-school learners, what is your child's home school?

Answered: 46 Skipped: 0



# EIPS Parent Survey 2020-21





## EIPS Parent Survey 2020-21

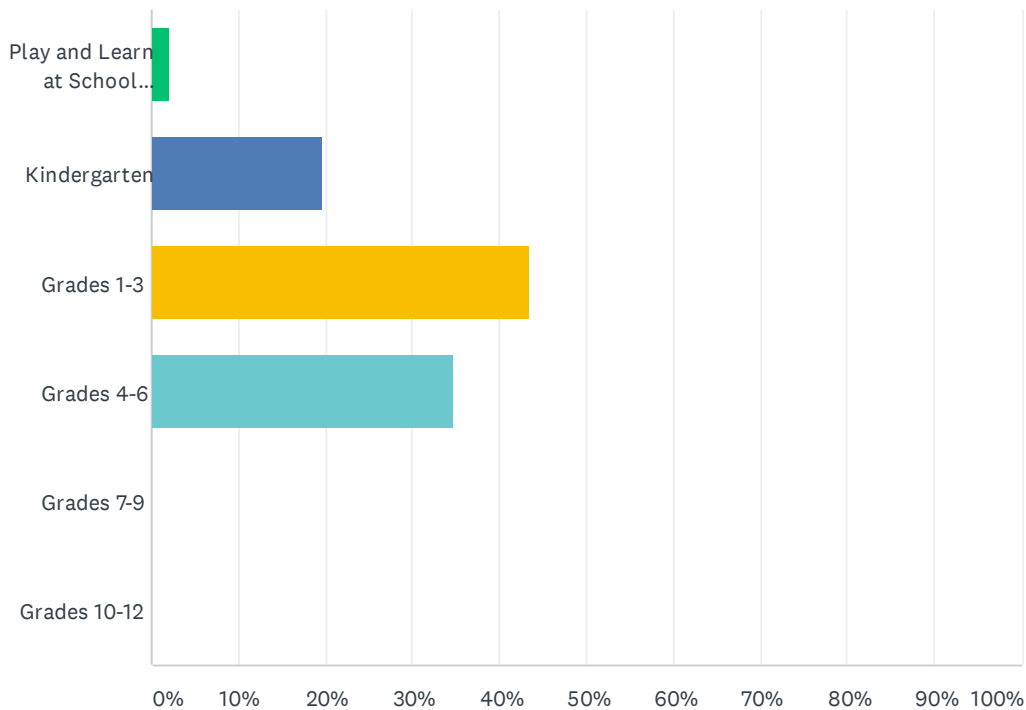
ANSWER CHOICES	RESPONSES	
A.L. Horton Elementary	0.00%	0
Andrew School	0.00%	0
Ardrossan Elementary	0.00%	0
Ardrossan Junior Senior High	0.00%	0
Bev Facey Community High	0.00%	0
Brentwood Elementary	0.00%	0
Bruderheim School	0.00%	0
Clover Bar Junior High	0.00%	0
Davidson Creek Elementary	0.00%	0
École Campbelltown	0.00%	0
École Parc Élémentaire	0.00%	0
F.R. Haythorne Junior High	0.00%	0
Fort Saskatchewan Christian	0.00%	0
Fort Saskatchewan Elementary	100.00%	46
Fort Saskatchewan High	0.00%	0
Fultonvale Elementary Junior High	0.00%	0
Glen Allan Elementary	0.00%	0
Heritage Hills Elementary	0.00%	0
James Mowat Elementary	0.00%	0
Lakeland Ridge	0.00%	0
Lamont Elementary	0.00%	0
Lamont High	0.00%	0
Mills Haven Elementary	0.00%	0
Mundare School	0.00%	0
Next Step/Outreach	0.00%	0
Pine Street Elementary	0.00%	0
Rudolph Hennig Junior High	0.00%	0
Salisbury Composite High	0.00%	0
Sherwood Heights Junior High	0.00%	0
SouthPointe School	0.00%	0
Strathcona Christian Academy Elementary	0.00%	0
Strathcona Christian Academy Secondary	0.00%	0
Uncas Elementary	0.00%	0

# EIPS Parent Survey 2020-21

Vegreville Composite High	0.00%	0
Wes Hosford Elementary	0.00%	0
Westboro Elementary	0.00%	0
Win Ferguson Elementary	0.00%	0
Woodbridge Farms Elementary	0.00%	0
<b>TOTAL</b>		<b>46</b>

## Q2 What grade is your child currently in?

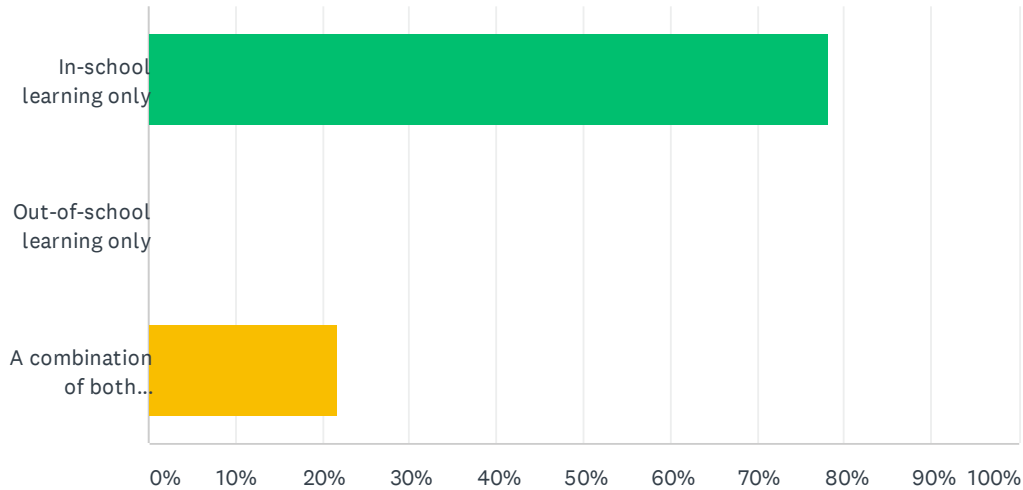
Answered: 46 Skipped: 0



ANSWER CHOICES	RESPONSES	
Play and Learn at School (PALS)	2.17%	1
Kindergarten	19.57%	9
Grades 1-3	43.48%	20
Grades 4-6	34.78%	16
Grades 7-9	0.00%	0
Grades 10-12	0.00%	0
<b>TOTAL</b>		<b>46</b>

Q3 A number of times this year, you could choose in-school or out-of-school learning for your child. What type of learning did you choose for you child this year?When answering this question, disregard the requirement to move to out-of-school learning when mandated by the Government of Alberta or if your child was required to temporarily self-isolate after being identified as a close contact of a confirmed case of COVID-19.

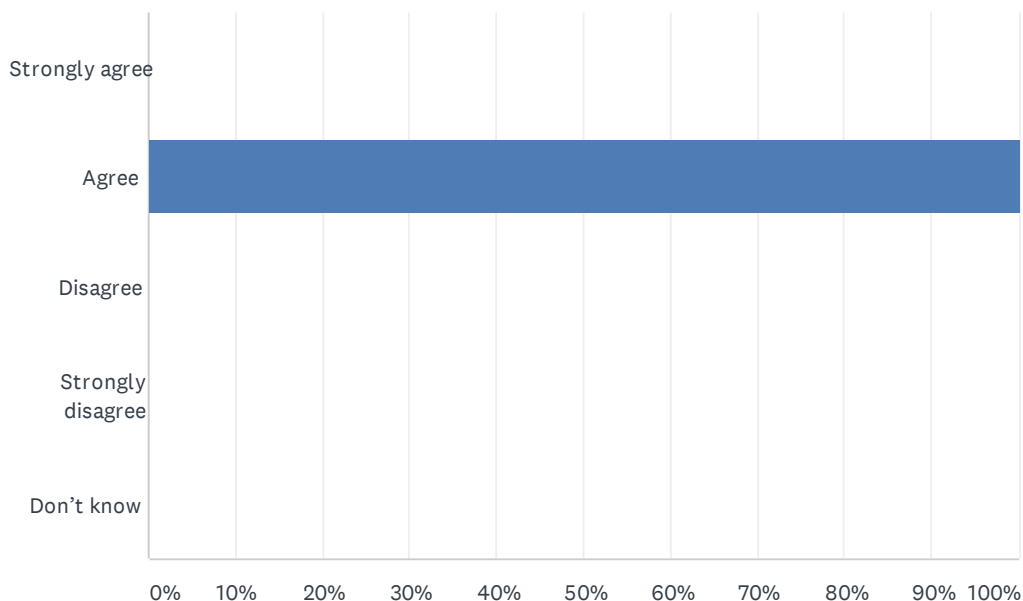
Answered: 46 Skipped: 0



ANSWER CHOICES	RESPONSES	
In-school learning only	78.26%	36
Out-of-school learning only	0.00%	0
A combination of both in-school and out-of-school learning	21.74%	10
TOTAL		46

### Q4 As a result of being in the Play and Learn at School (PALS) program, my child's demonstrating growth in their development.

Answered: 1 Skipped: 45

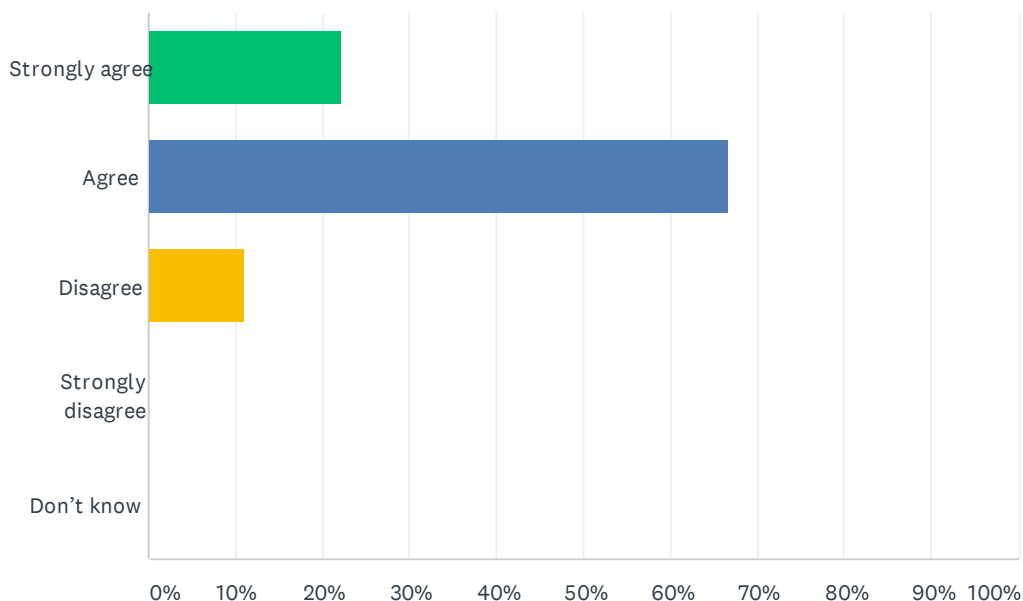


ANSWER CHOICES	RESPONSES
Strongly agree	0.00% 0
Agree	100.00% 1
Disagree	0.00% 0
Strongly disagree	0.00% 0
Don't know	0.00% 0
<b>TOTAL</b>	<b>1</b>



### Q5 As a result of being in the Kindergarten program, my child's becoming ready to enter Grade 1.

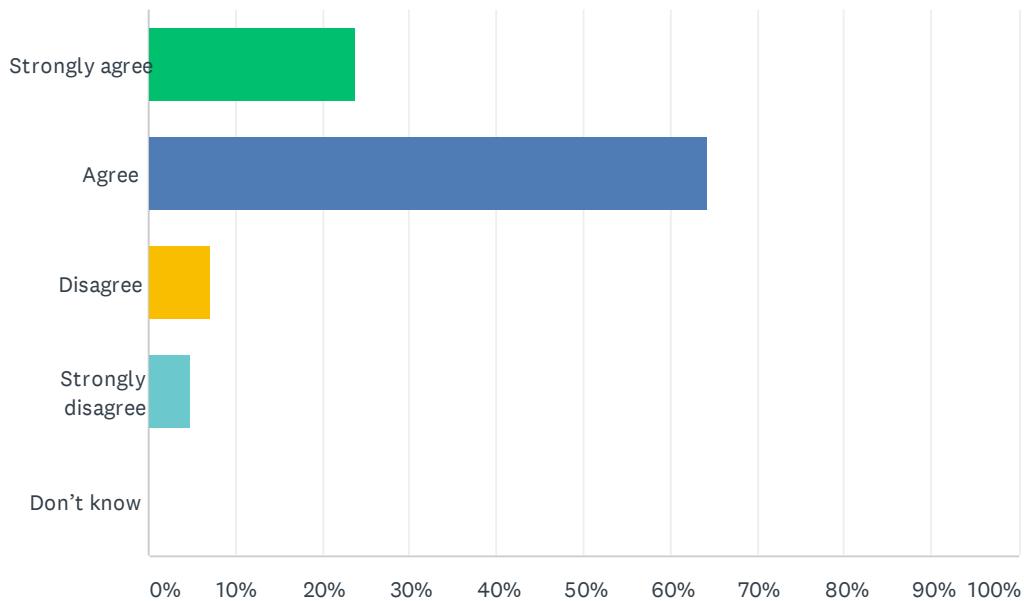
Answered: 9 Skipped: 37



ANSWER CHOICES	RESPONSES
Strongly agree	22.22% 2
Agree	66.67% 6
Disagree	11.11% 1
Strongly disagree	0.00% 0
Don't know	0.00% 0
<b>TOTAL</b>	<b>9</b>

## Q6 My child's individual needs are met.

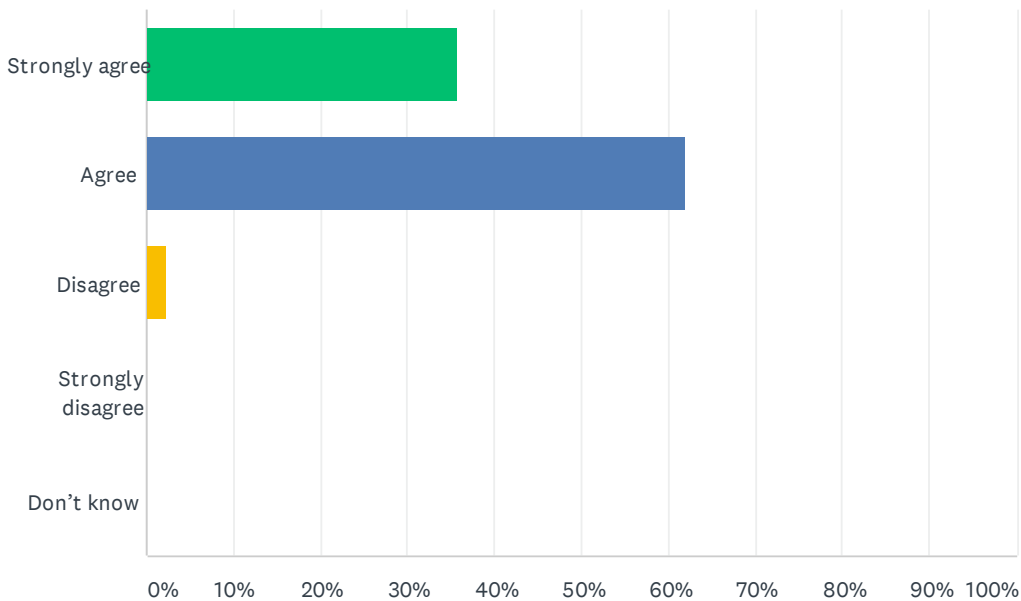
Answered: 42 Skipped: 4



ANSWER CHOICES	RESPONSES	
Strongly agree	23.81%	10
Agree	64.29%	27
Disagree	7.14%	3
Strongly disagree	4.76%	2
Don't know	0.00%	0
<b>TOTAL</b>		<b>42</b>

## Q7 My child's encouraged to do their best.

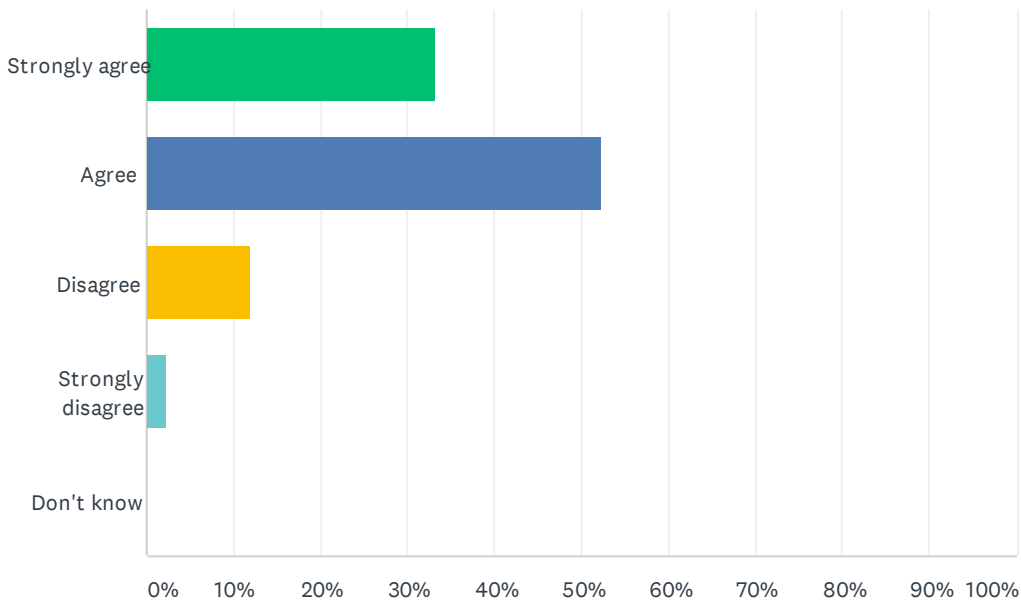
Answered: 42 Skipped: 4



ANSWER CHOICES	RESPONSES	
Strongly agree	35.71%	15
Agree	61.90%	26
Disagree	2.38%	1
Strongly disagree	0.00%	0
Don't know	0.00%	0
<b>TOTAL</b>		<b>42</b>

## Q8 My child's demonstrating growth in literacy.

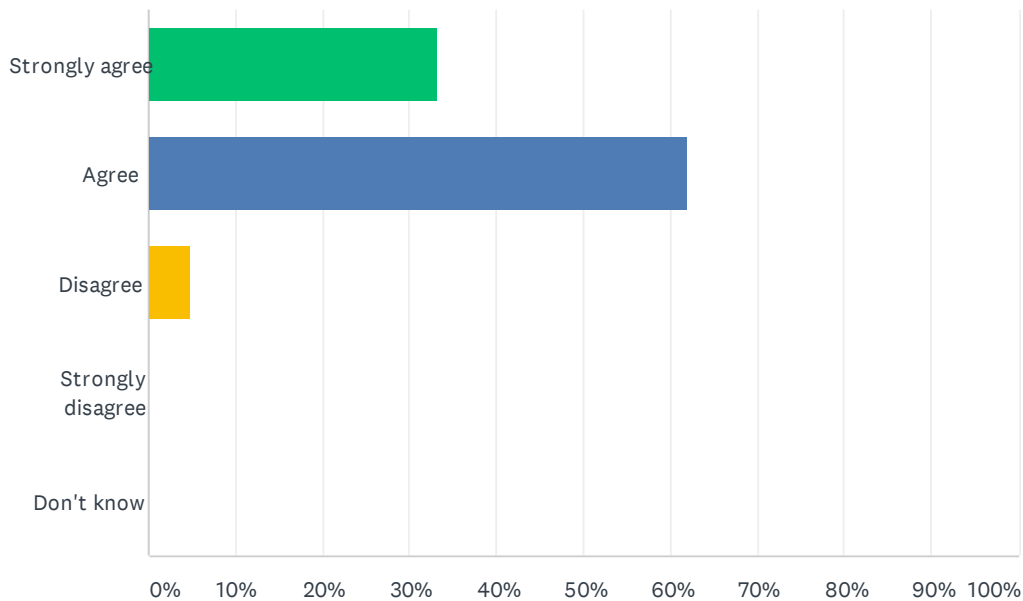
Answered: 42 Skipped: 4



ANSWER CHOICES	RESPONSES	
Strongly agree	33.33%	14
Agree	52.38%	22
Disagree	11.90%	5
Strongly disagree	2.38%	1
Don't know	0.00%	0
<b>TOTAL</b>		<b>42</b>

### Q9 My child's demonstrating growth in numeracy.

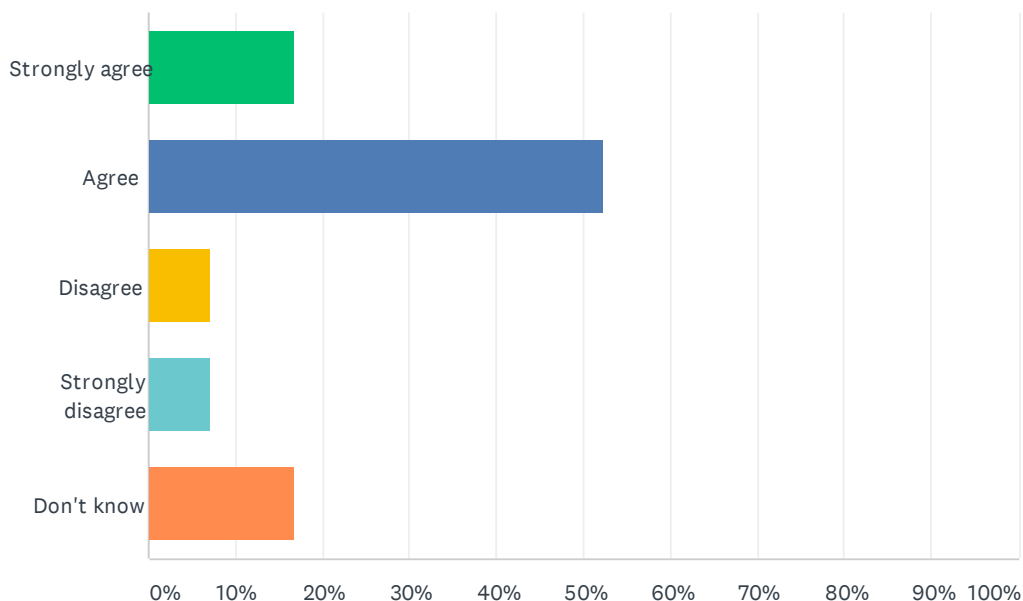
Answered: 42 Skipped: 4



ANSWER CHOICES	RESPONSES	
Strongly agree	33.33%	14
Agree	61.90%	26
Disagree	4.76%	2
Strongly disagree	0.00%	0
Don't know	0.00%	0
<b>TOTAL</b>		<b>42</b>

## Q10 My child has an understanding of First Nations, Métis and Inuit culture and history.

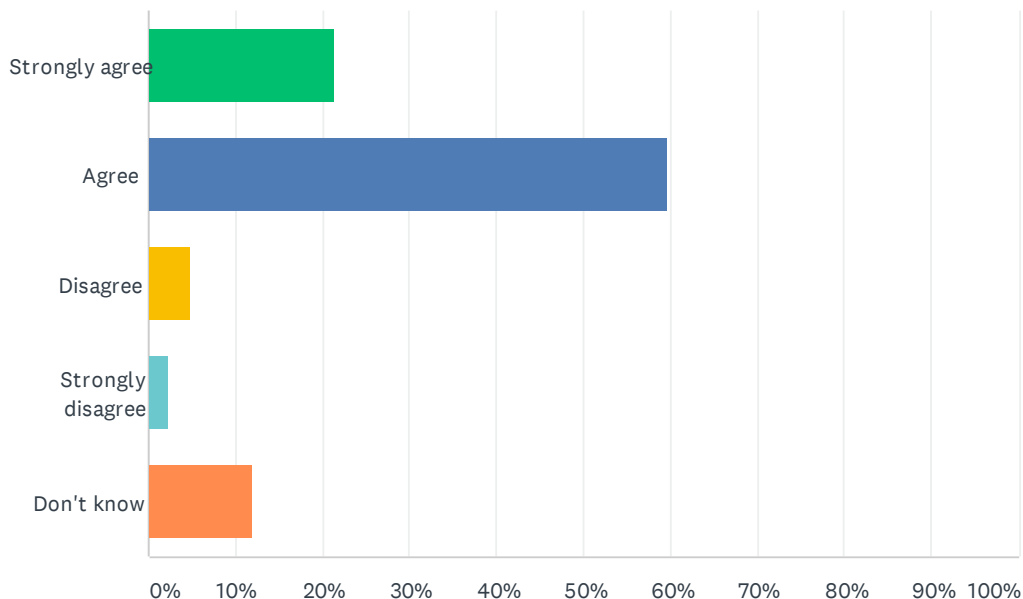
Answered: 42 Skipped: 4



ANSWER CHOICES	RESPONSES
Strongly agree	16.67% 7
Agree	52.38% 22
Disagree	7.14% 3
Strongly disagree	7.14% 3
Don't know	16.67% 7
<b>TOTAL</b>	<b>42</b>

### Q11 My child's learning the knowledge, skills and attitudes necessary to be successful in life.

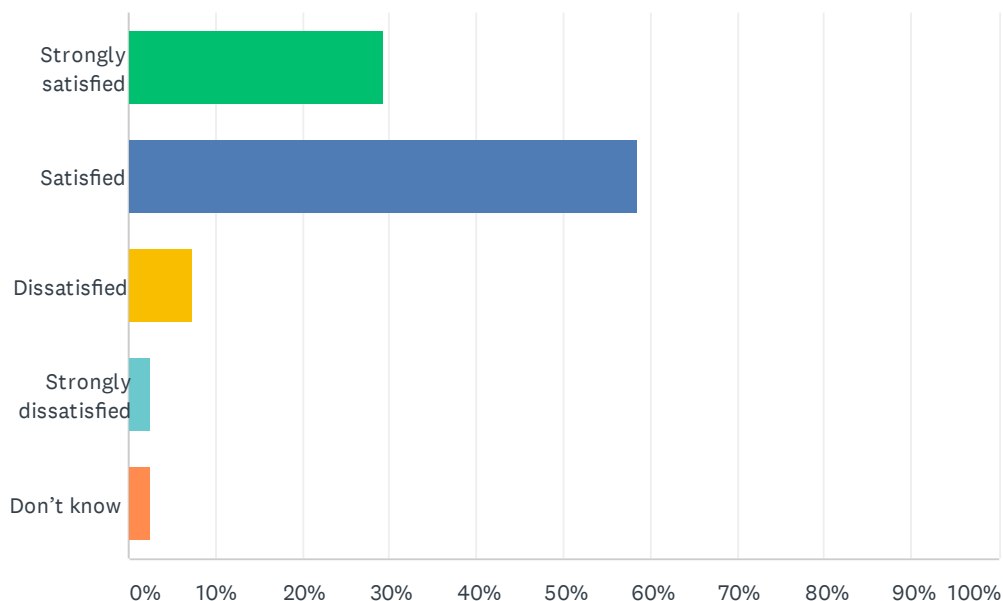
Answered: 42 Skipped: 4



ANSWER CHOICES	RESPONSES	
Strongly agree	21.43%	9
Agree	59.52%	25
Disagree	4.76%	2
Strongly disagree	2.38%	1
Don't know	11.90%	5
<b>TOTAL</b>		<b>42</b>

## Q12 How satisfied are you with the quality of education your child's receiving at school?

Answered: 41 Skipped: 5

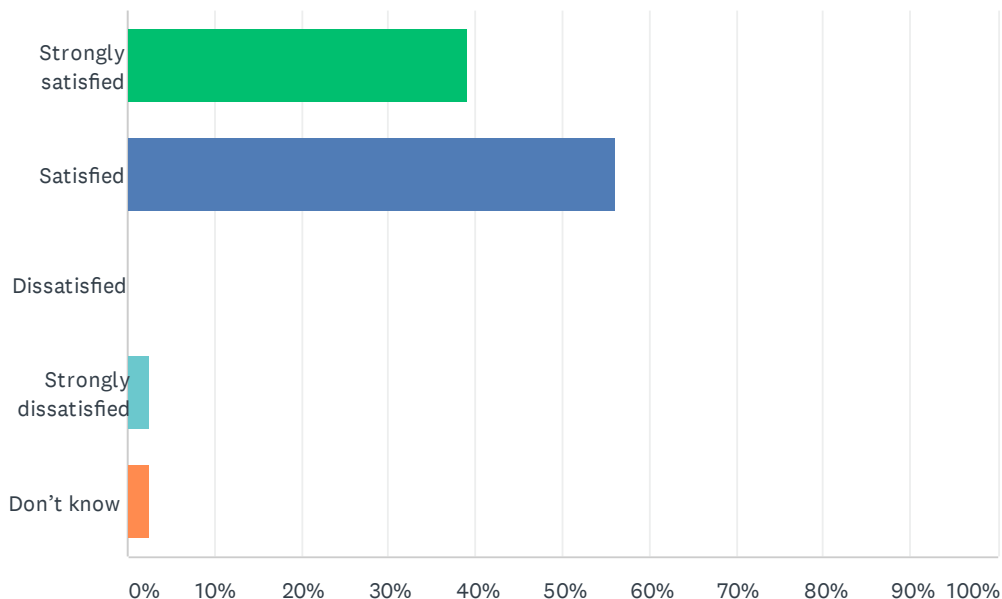


ANSWER CHOICES	RESPONSES	
Strongly satisfied	29.27%	12
Satisfied	58.54%	24
Dissatisfied	7.32%	3
Strongly dissatisfied	2.44%	1
Don't know	2.44%	1
<b>TOTAL</b>		<b>41</b>



### Q13 How satisfied are you with the quality of teaching at your child's school?

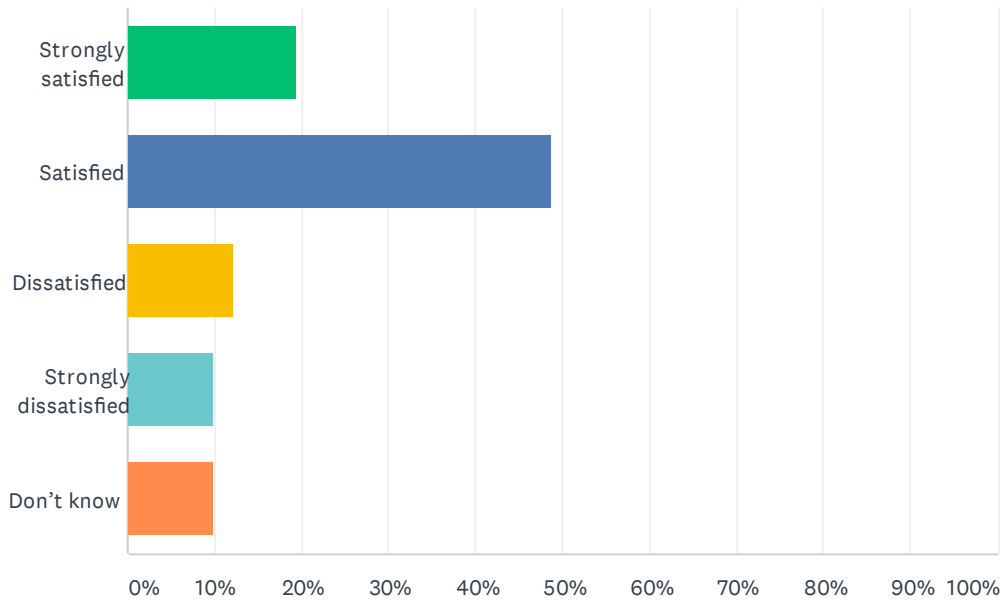
Answered: 41 Skipped: 5



ANSWER CHOICES	RESPONSES	
Strongly satisfied	39.02%	16
Satisfied	56.10%	23
Dissatisfied	0.00%	0
Strongly dissatisfied	2.44%	1
Don't know	2.44%	1
<b>TOTAL</b>		<b>41</b>

## Q14 How satisfied are you with the leadership at your child's school?

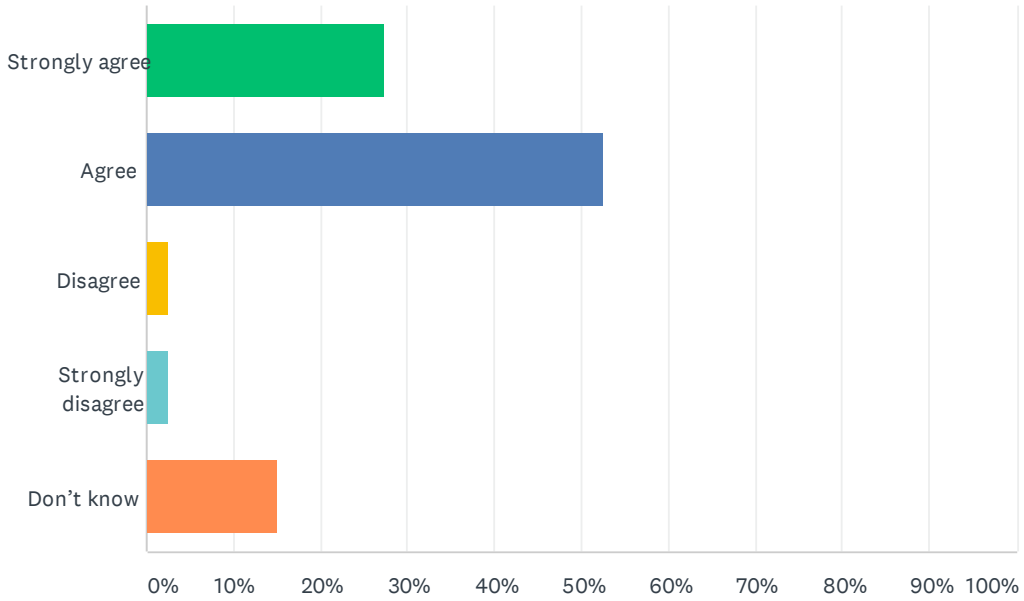
Answered: 41 Skipped: 5



ANSWER CHOICES	RESPONSES	
Strongly satisfied	19.51%	8
Satisfied	48.78%	20
Dissatisfied	12.20%	5
Strongly dissatisfied	9.76%	4
Don't know	9.76%	4
<b>TOTAL</b>		<b>41</b>

### Q15 My child’s school encourages my child to be a responsible, respectful and engaged citizen.

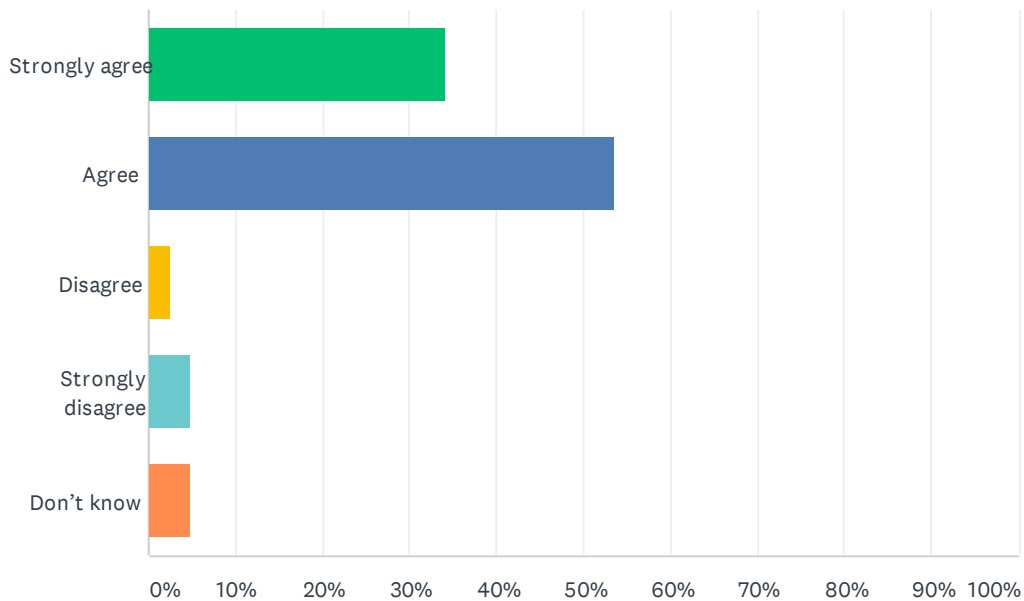
Answered: 40 Skipped: 6



ANSWER CHOICES	RESPONSES	
Strongly agree	27.50%	11
Agree	52.50%	21
Disagree	2.50%	1
Strongly disagree	2.50%	1
Don't know	15.00%	6
<b>TOTAL</b>		<b>40</b>

### Q16 School staff care about my child.

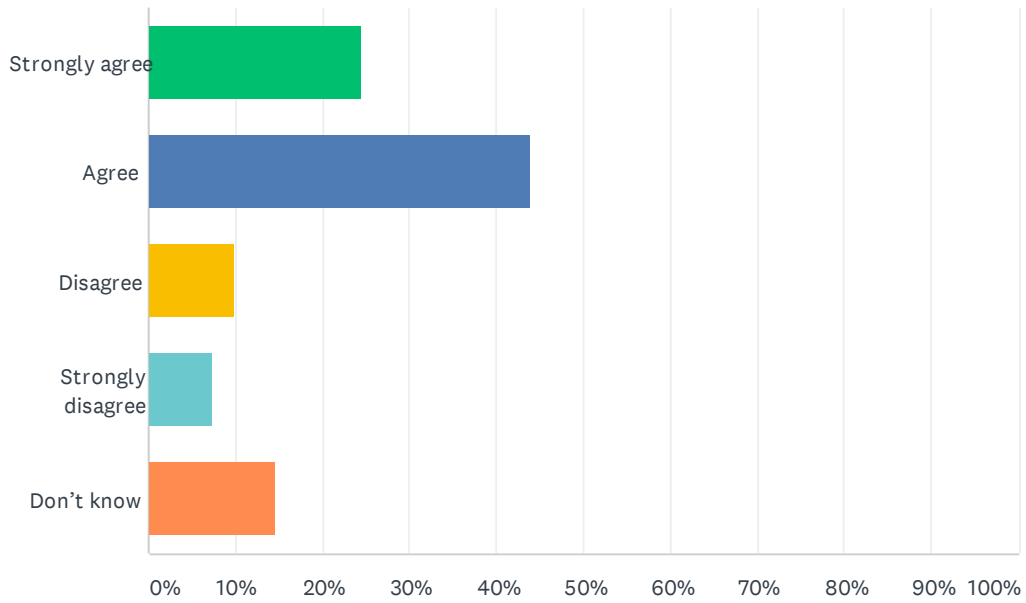
Answered: 41 Skipped: 5



ANSWER CHOICES	RESPONSES	
Strongly agree	34.15%	14
Agree	53.66%	22
Disagree	2.44%	1
Strongly disagree	4.88%	2
Don't know	4.88%	2
<b>TOTAL</b>		<b>41</b>

## Q17 My child's school handles discipline fairly and reasonably.

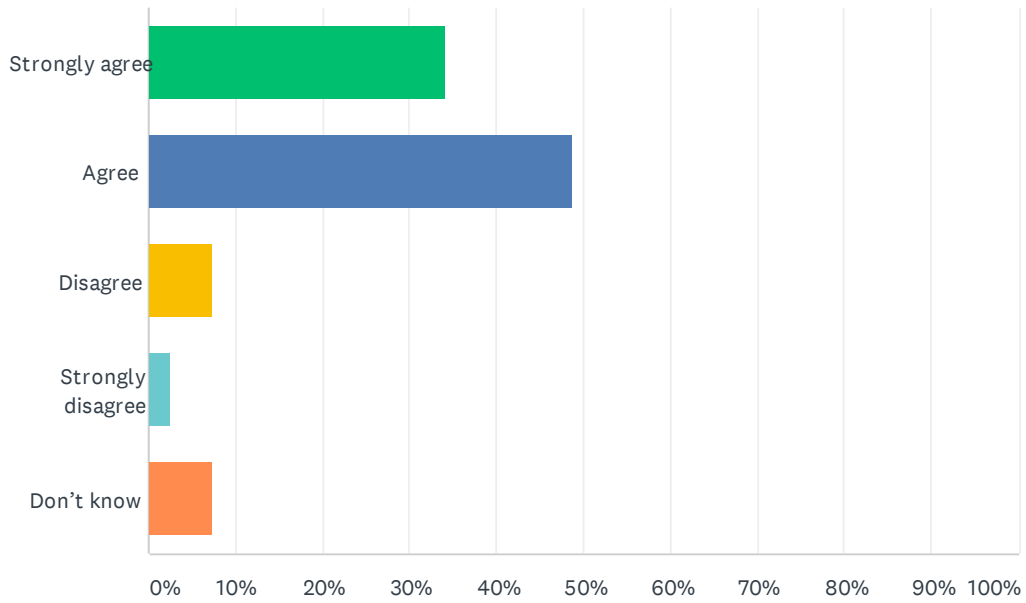
Answered: 41 Skipped: 5



ANSWER CHOICES	RESPONSES	
Strongly agree	24.39%	10
Agree	43.90%	18
Disagree	9.76%	4
Strongly disagree	7.32%	3
Don't know	14.63%	6
<b>TOTAL</b>		<b>41</b>

## Q18 My child's school is safe.

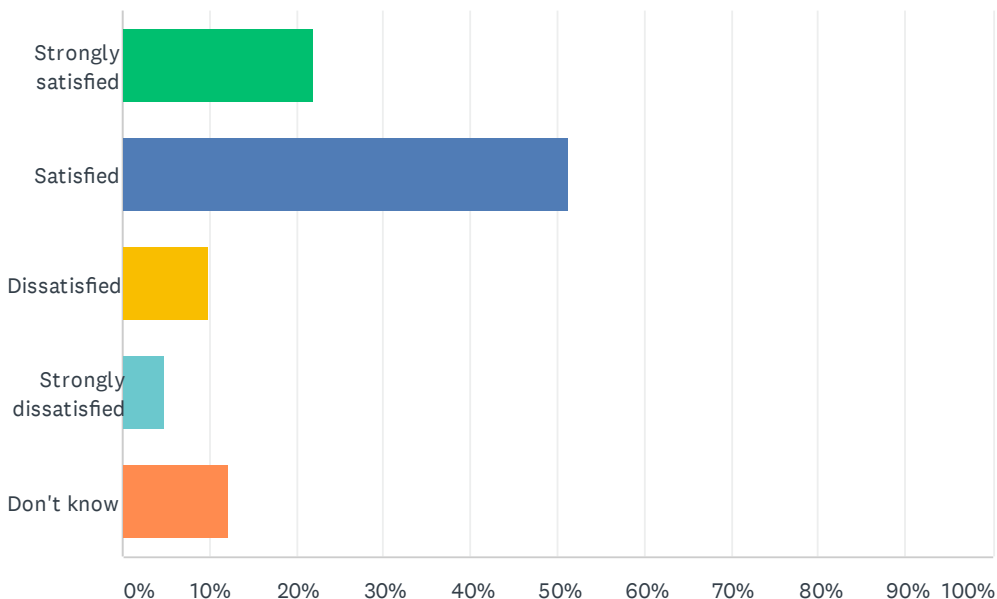
Answered: 41 Skipped: 5



ANSWER CHOICES	RESPONSES	
Strongly agree	34.15%	14
Agree	48.78%	20
Disagree	7.32%	3
Strongly disagree	2.44%	1
Don't know	7.32%	3
<b>TOTAL</b>		<b>41</b>

## Q19 How satisfied are you with the resources available to support your child's learning?

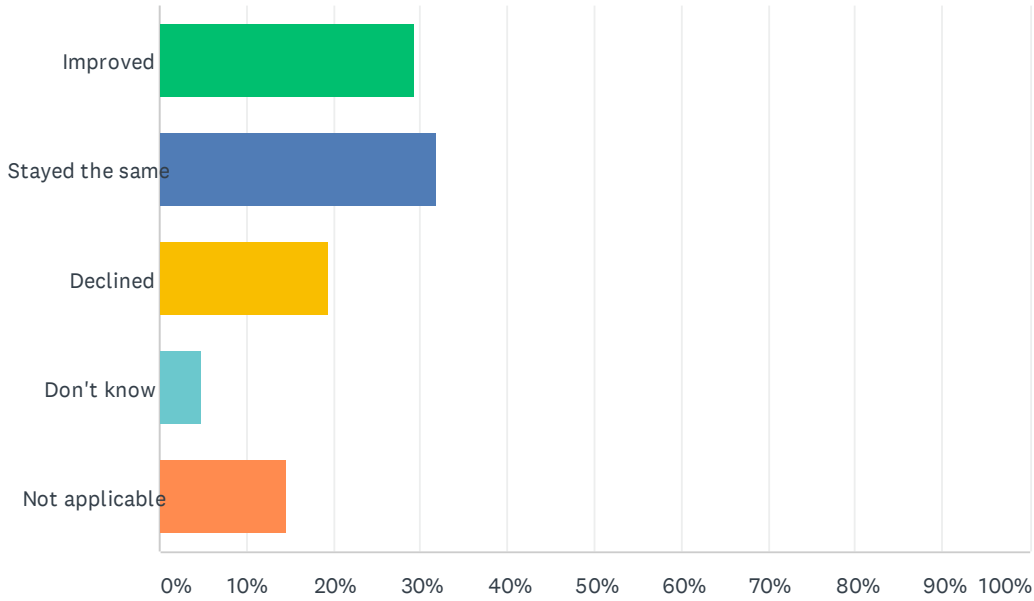
Answered: 41 Skipped: 5



ANSWER CHOICES	RESPONSES	
Strongly satisfied	21.95%	9
Satisfied	51.22%	21
Dissatisfied	9.76%	4
Strongly dissatisfied	4.88%	2
Don't know	12.20%	5
<b>TOTAL</b>		<b>41</b>

## Q20 In your opinion, has the quality of education your child experienced improved, stayed the same or declined in the past three years?

Answered: 41 Skipped: 5

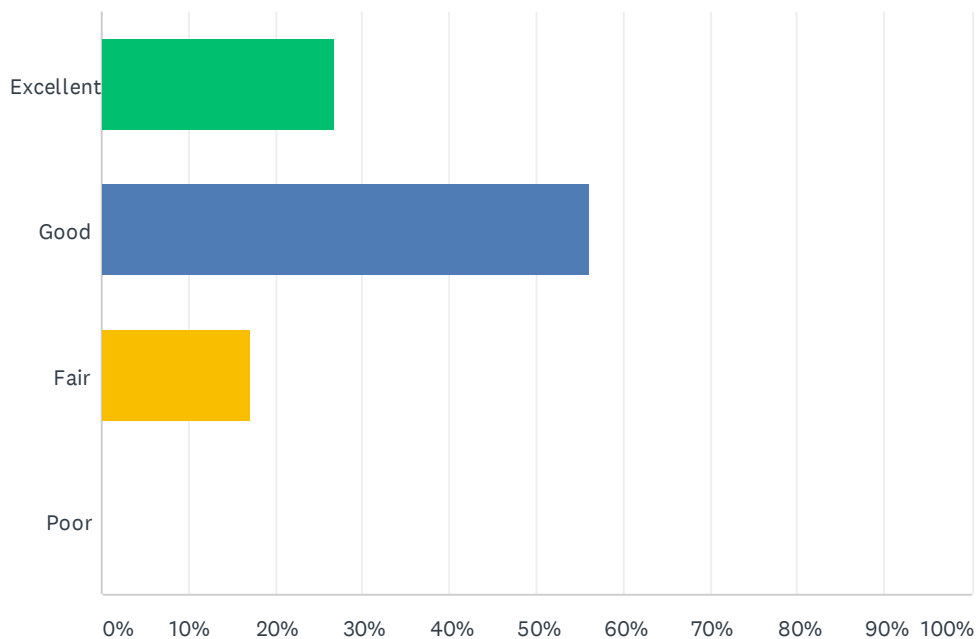


ANSWER CHOICES	RESPONSES	
Improved	29.27%	12
Stayed the same	31.71%	13
Declined	19.51%	8
Don't know	4.88%	2
Not applicable	14.63%	6
<b>TOTAL</b>		<b>41</b>



## Q21 How do you rate the physical condition of your child's school?

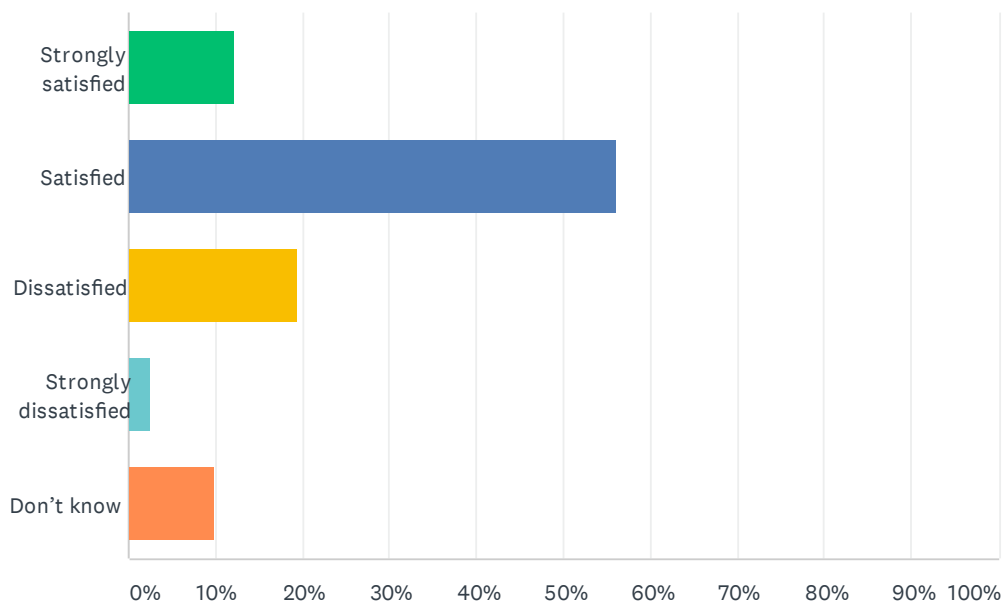
Answered: 41 Skipped: 5



ANSWER CHOICES	RESPONSES	
Excellent	26.83%	11
Good	56.10%	23
Fair	17.07%	7
Poor	0.00%	0
<b>TOTAL</b>		<b>41</b>

## Q22 How satisfied are you with the opportunities provided to be involved in your child's education?

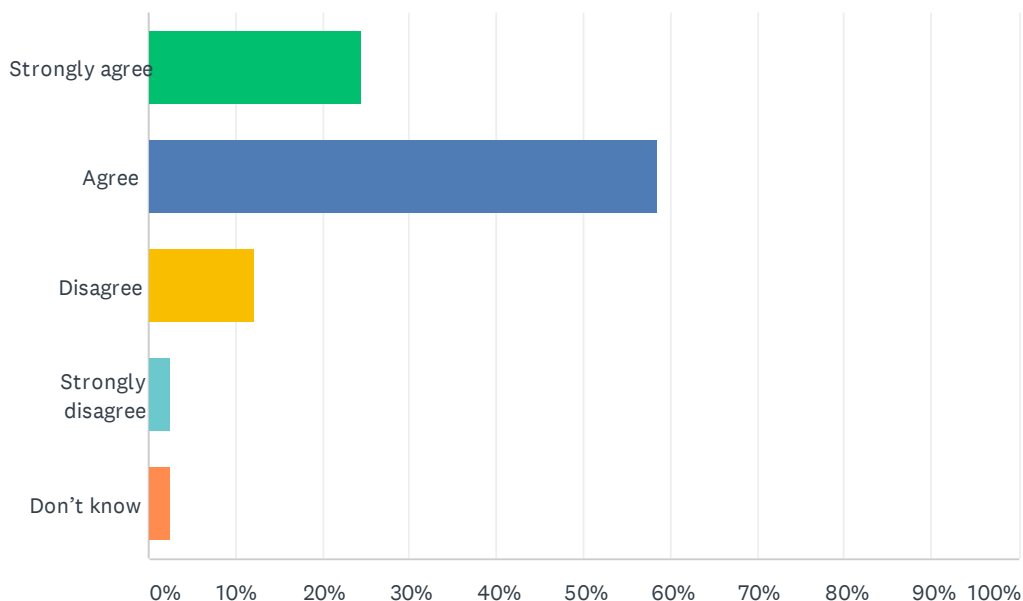
Answered: 41 Skipped: 5



ANSWER CHOICES	RESPONSES
Strongly satisfied	12.20% 5
Satisfied	56.10% 23
Dissatisfied	19.51% 8
Strongly dissatisfied	2.44% 1
Don't know	9.76% 4
<b>TOTAL</b>	<b>41</b>

## Q23 The school keeps me informed about my child's progress and achievement.

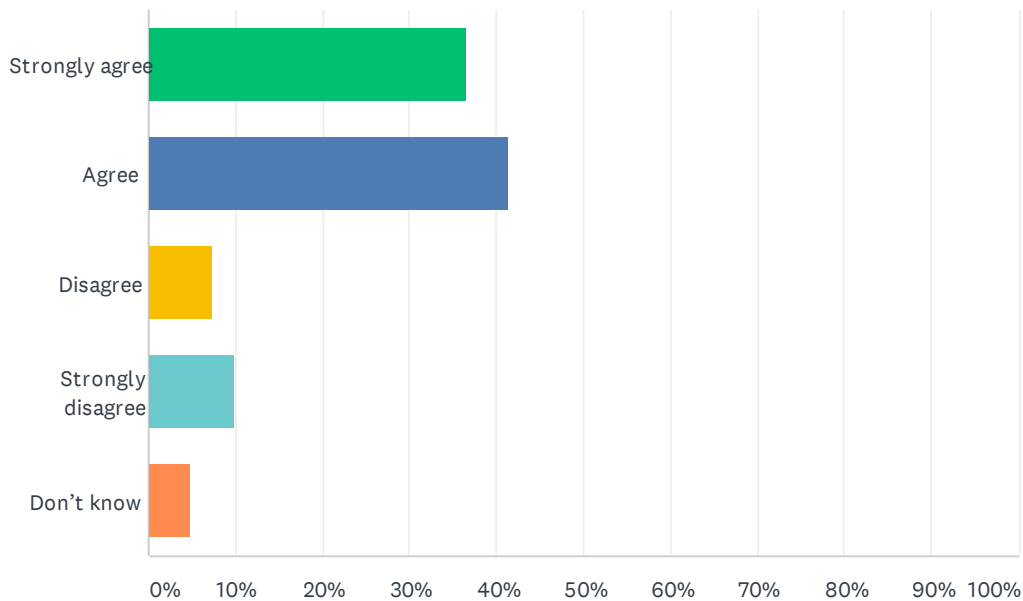
Answered: 41 Skipped: 5



ANSWER CHOICES	RESPONSES	
Strongly agree	24.39%	10
Agree	58.54%	24
Disagree	12.20%	5
Strongly disagree	2.44%	1
Don't know	2.44%	1
<b>TOTAL</b>		<b>41</b>

## Q24 There is open and honest communication within my child's school.

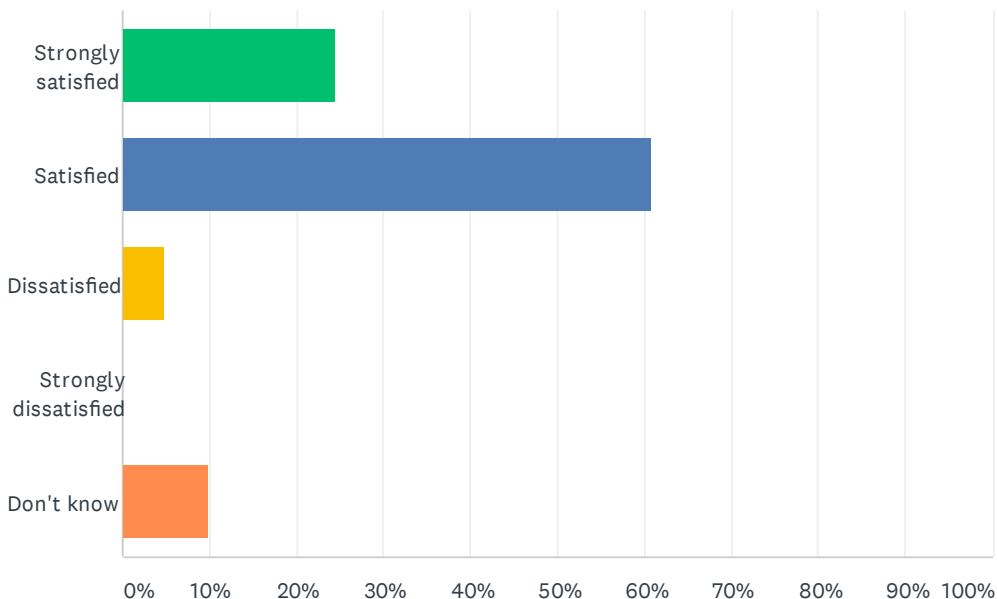
Answered: 41 Skipped: 5



ANSWER CHOICES	RESPONSES	
Strongly agree	36.59%	15
Agree	41.46%	17
Disagree	7.32%	3
Strongly disagree	9.76%	4
Don't know	4.88%	2
<b>TOTAL</b>		<b>41</b>

## Q25 How satisfied are you with the Division’s commitment to engaging families in matters that affect public education?

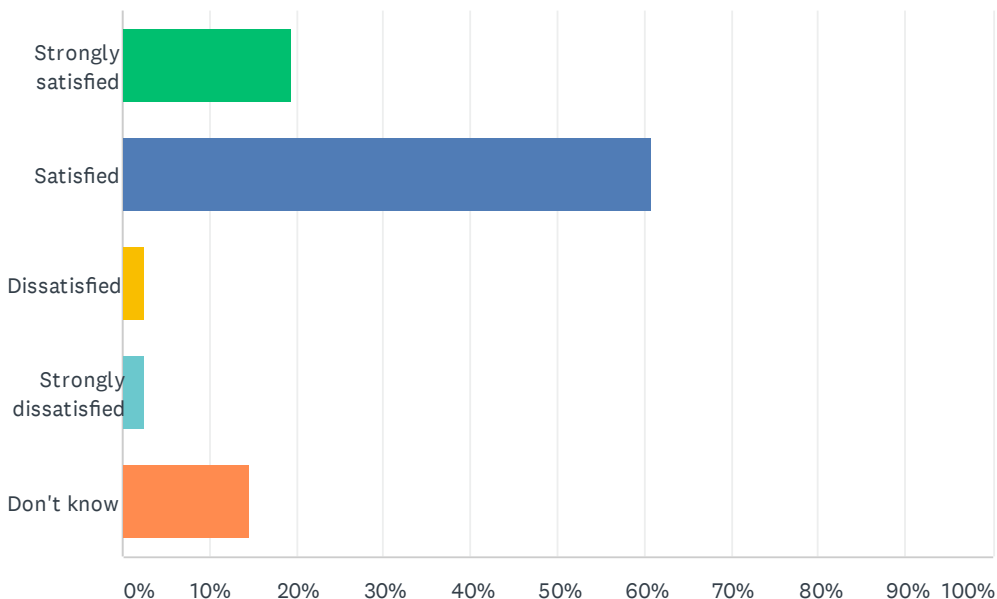
Answered: 41 Skipped: 5



ANSWER CHOICES	RESPONSES	
Strongly satisfied	24.39%	10
Satisfied	60.98%	25
Dissatisfied	4.88%	2
Strongly dissatisfied	0.00%	0
Don't know	9.76%	4
<b>TOTAL</b>		<b>41</b>

## Q26 How satisfied are you with the Division’s commitment to advocating for public education?

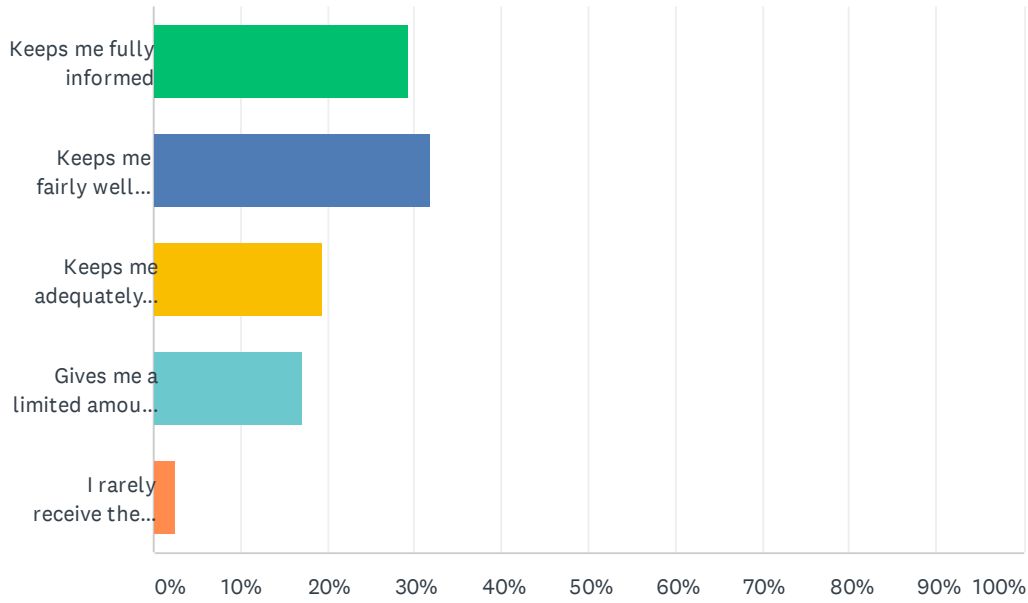
Answered: 41 Skipped: 5



ANSWER CHOICES	RESPONSES	
Strongly satisfied	19.51%	8
Satisfied	60.98%	25
Dissatisfied	2.44%	1
Strongly dissatisfied	2.44%	1
Don't know	14.63%	6
<b>TOTAL</b>		<b>41</b>

Q27 Elk Island Public Schools appreciates the opportunity to stay connected with parents about news, activities, programs and other matters of importance. What is your impression of the communication you receive from your child's school?

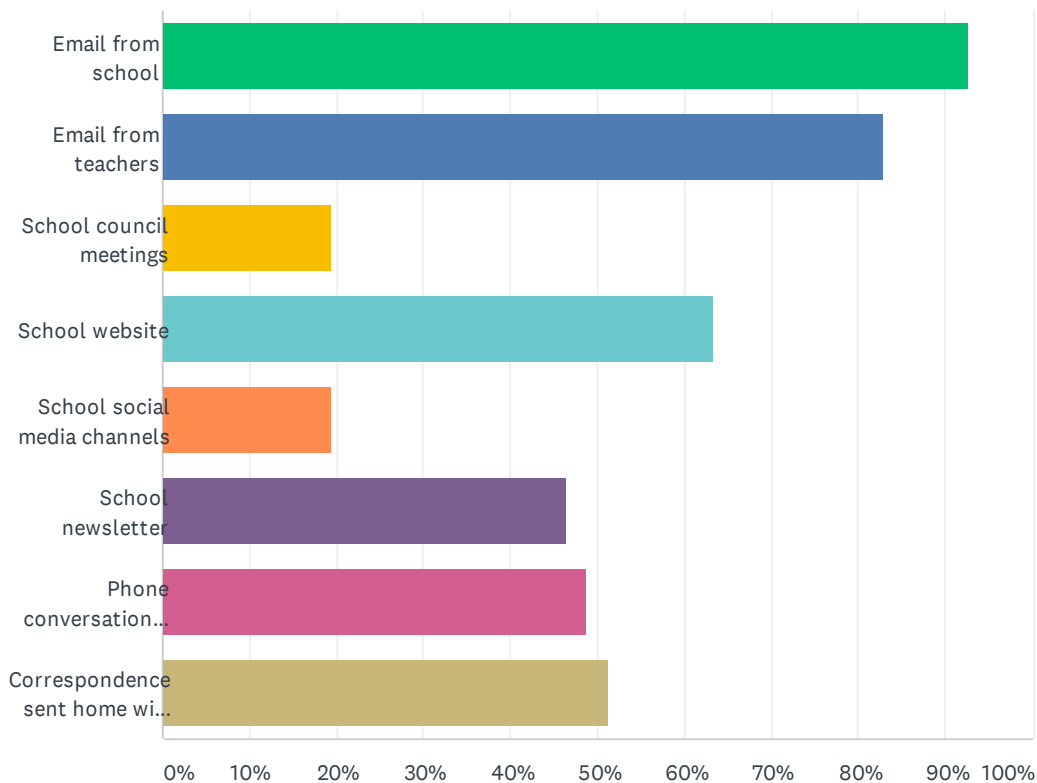
Answered: 41 Skipped: 5



ANSWER CHOICES	RESPONSES	
Keeps me fully informed	29.27%	12
Keeps me fairly well informed	31.71%	13
Keeps me adequately informed	19.51%	8
Gives me a limited amount of information	17.07%	7
I rarely receive the information I need	2.44%	1
<b>TOTAL</b>		<b>41</b>

## Q28 Do you regularly make use of the following to keep up to date on school activities, programs, etc.? Check all that apply.

Answered: 41 Skipped: 5

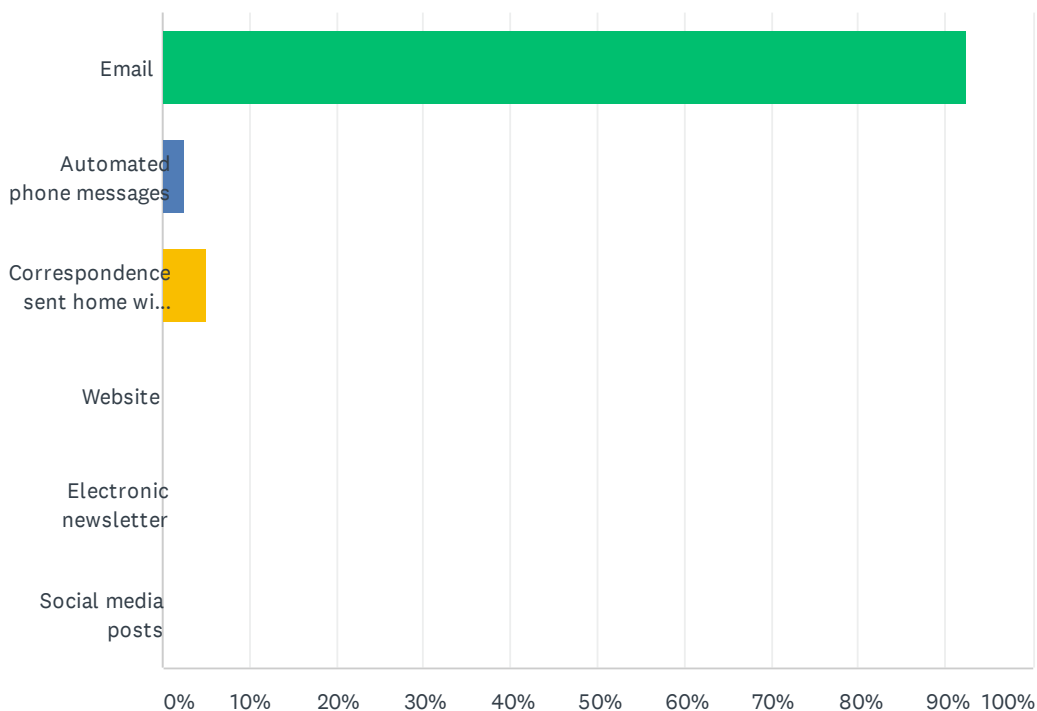


ANSWER CHOICES	RESPONSES	
Email from school	92.68%	38
Email from teachers	82.93%	34
School council meetings	19.51%	8
School website	63.41%	26
School social media channels	19.51%	8
School newsletter	46.34%	19
Phone conversations with the school or teachers	48.78%	20
Correspondence sent home with my child	51.22%	21
Total Respondents: 41		



## Q29 What is your most preferred method of communication from the school and Division?

Answered: 40 Skipped: 6



ANSWER CHOICES	RESPONSES	
Email	92.50%	37
Automated phone messages	2.50%	1
Correspondence sent home with my child	5.00%	2
Website	0.00%	0
Electronic newsletter	0.00%	0
Social media posts	0.00%	0
<b>TOTAL</b>		<b>40</b>

Q30 Do you visit the Division website ([www.eips.ca](http://www.eips.ca)) for information on:

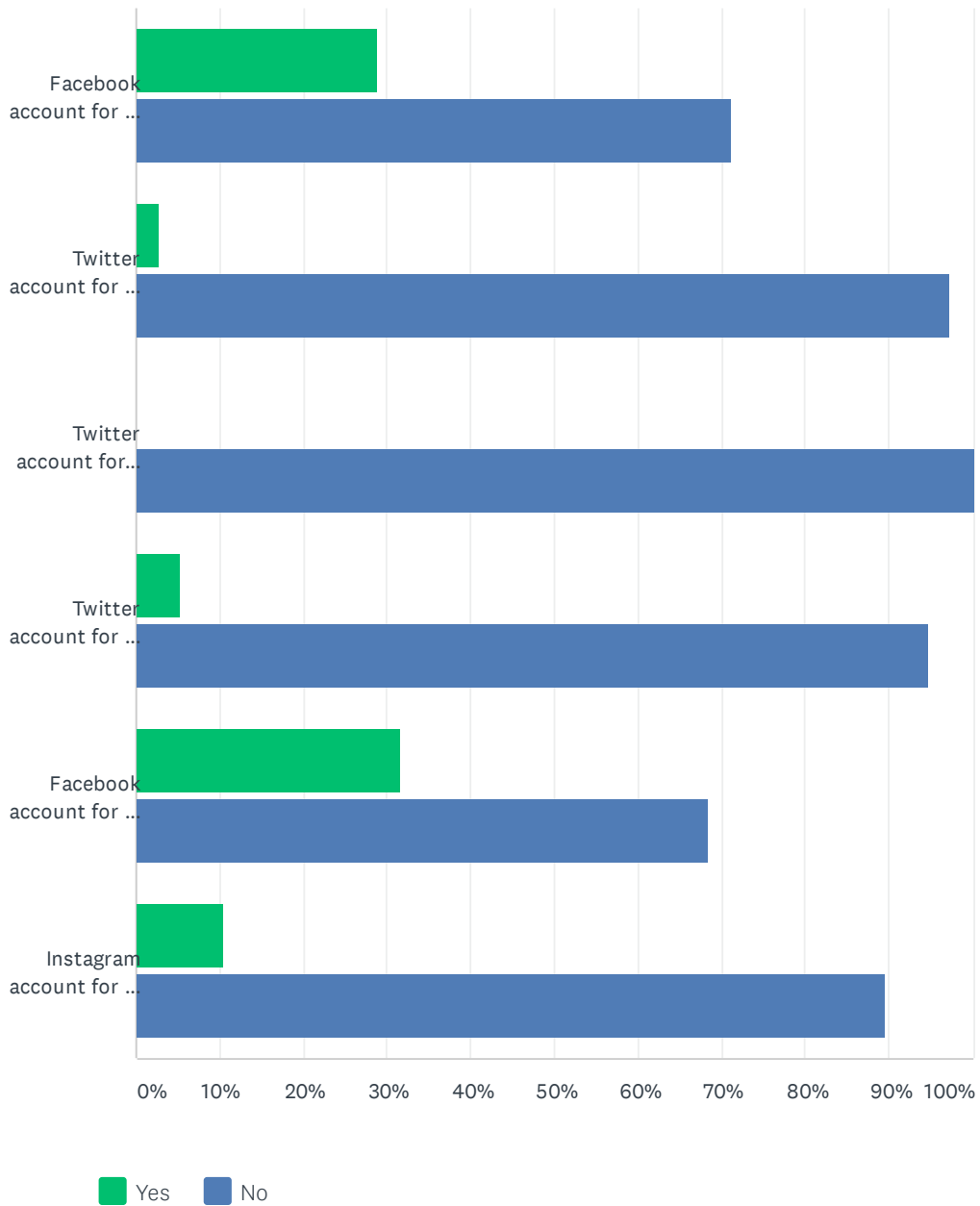
Answered: 41 Skipped: 5

**Editor's note:**

As Question #30 is only relevant at the Division level, responses have been omitted in the school-level data. As such, pages 35-36 have been excluded from this document.

### Q31 The Division and schools often share news and information on social media. Do you follow:

Answered: 38 Skipped: 8



EIPS Parent Survey 2020-21

	YES	NO	TOTAL	WEIGHTED AVERAGE
Facebook account for the Division (@ElkIslandPublicSchools)	28.95% 11	71.05% 27	38	1.29
Twitter account for the Division (@eips)	2.63% 1	97.37% 37	38	1.03
Twitter account for EIPS Student Transportation (@eipsST)	0.00% 0	100.00% 38	38	1.00
Twitter account for my child's school, if applicable	5.26% 2	94.74% 36	38	1.05
Facebook account for my child's school, if applicable	31.58% 12	68.42% 26	38	1.32
Instagram account for my child's school, if applicable	10.53% 4	89.47% 34	38	1.11