

Q1 What school does your child currently attend?

Answered: 60 Skipped: 0



EIPS Parent Survey 2018-19



EIPS Parent Survey 2018-19

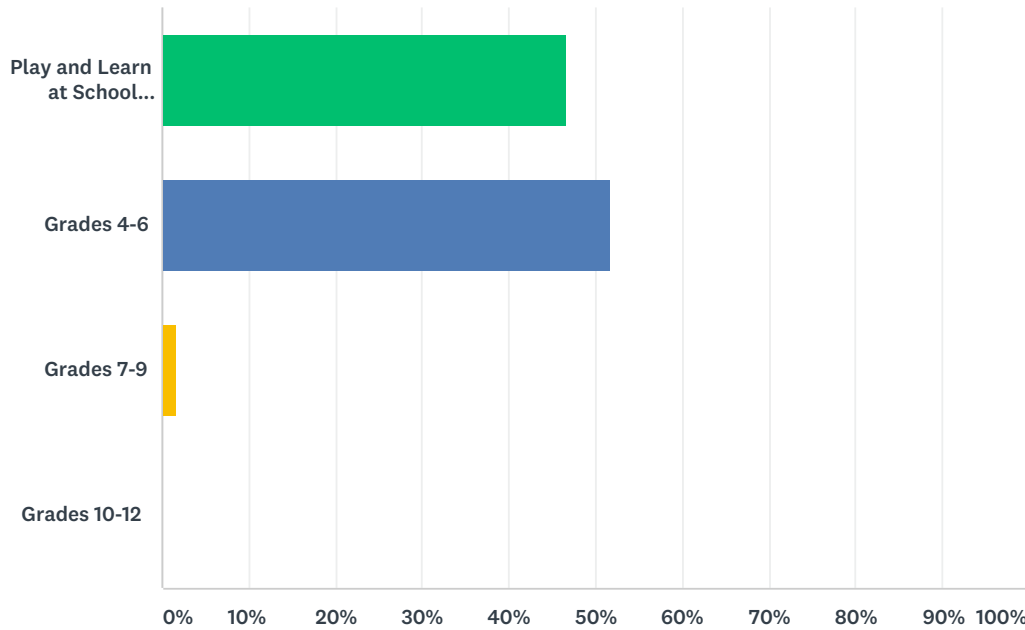
ANSWER CHOICES	RESPONSES	
A.L. Horton Elementary	0.00%	0
Andrew School	0.00%	0
Ardrossan Elementary	0.00%	0
Ardrossan Junior Senior High	0.00%	0
Bev Facey Community High	0.00%	0
Brentwood Elementary	0.00%	0
Bruderheim School	0.00%	0
Clover Bar Junior High	0.00%	0
Davidson Creek Elementary	0.00%	0
École Campbelltown	0.00%	0
École Parc Élémentaire	0.00%	0
F.R. Haythorne Junior High	0.00%	0
Fort Saskatchewan Christian	0.00%	0
Fort Saskatchewan Elementary	100.00%	60
Fort Saskatchewan Senior High	0.00%	0
Fultonvale Elementary Junior High	0.00%	0
Glen Allan Elementary	0.00%	0
James Mowat Elementary	0.00%	0
Lakeland Ridge	0.00%	0
Lamont Elementary	0.00%	0
Lamont High	0.00%	0
Mills Haven Elementary	0.00%	0
Mundare School	0.00%	0
Next Step/Outreach	0.00%	0
Pine Street Elementary	0.00%	0
Rudolph Hennig Junior High	0.00%	0
Salisbury Composite High	0.00%	0
Sherwood Heights Junior High	0.00%	0
SouthPointe School	0.00%	0
Strathcona Christian Academy Elementary	0.00%	0
Strathcona Christian Academy Secondary	0.00%	0
Uncas Elementary	0.00%	0
Vegreville Composite High	0.00%	0
Wes Hosford Elementary	0.00%	0

EIPS Parent Survey 2018-19

Westboro Elementary	0.00%	0
Win Ferguson Elementary	0.00%	0
Woodbridge Farms Elementary	0.00%	0
Wye Elementary	0.00%	0
TOTAL		60

Q2 What grade is your child currently in?

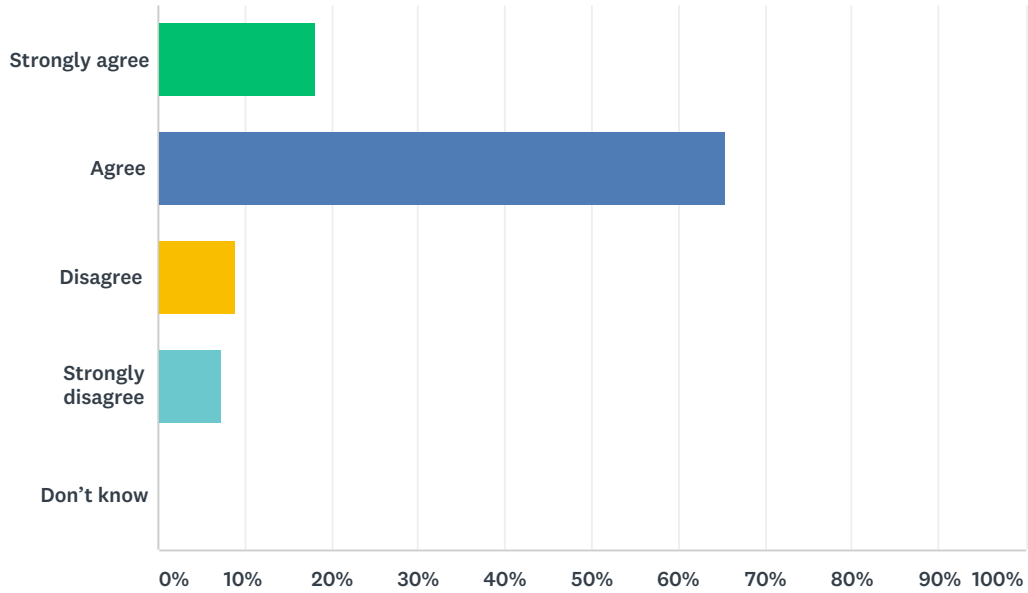
Answered: 60 Skipped: 0



ANSWER CHOICES	RESPONSES	
Play and Learn at School (PALS) Kindergarten Grades 1-3	46.67%	28
Grades 4-6	51.67%	31
Grades 7-9	1.67%	1
Grades 10-12	0.00%	0
TOTAL		60

Q3 My child's individual needs are met.

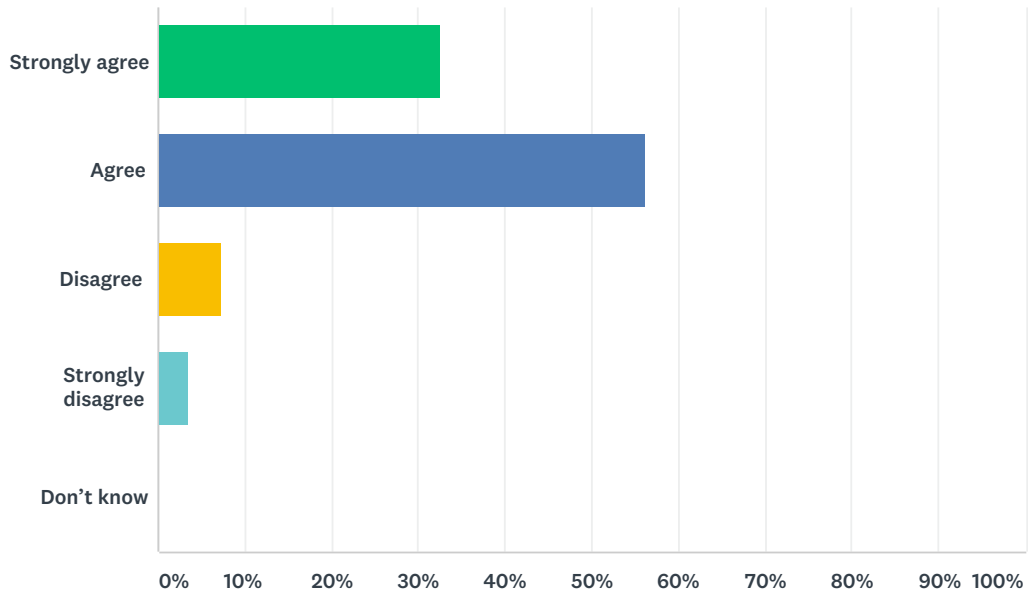
Answered: 55 Skipped: 5



ANSWER CHOICES	RESPONSES	
Strongly agree	18.18%	10
Agree	65.45%	36
Disagree	9.09%	5
Strongly disagree	7.27%	4
Don't know	0.00%	0
TOTAL		55

Q4 My child is encouraged at school to do his or her best.

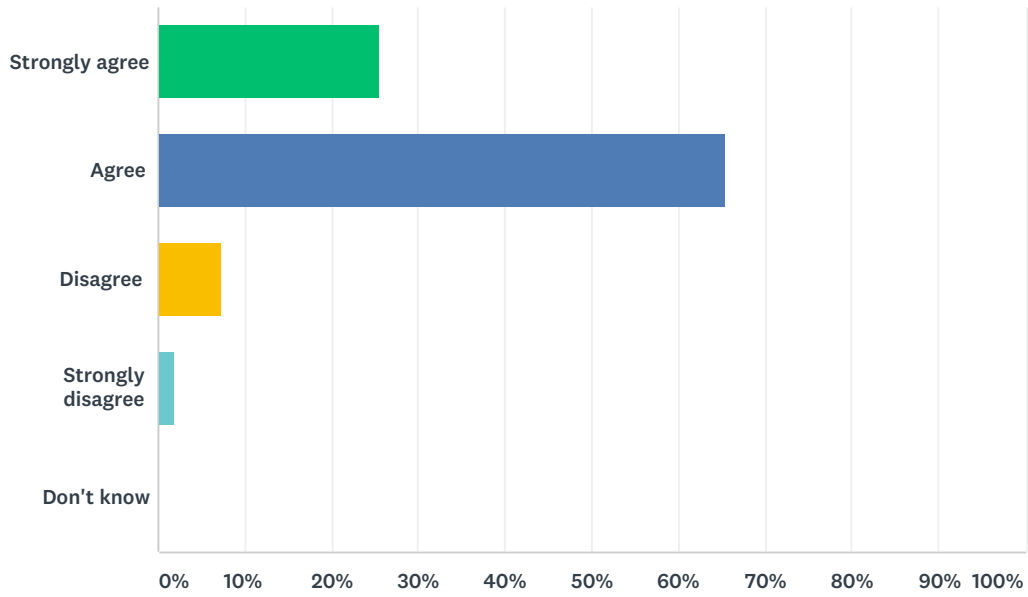
Answered: 55 Skipped: 5



ANSWER CHOICES	RESPONSES	
Strongly agree	32.73%	18
Agree	56.36%	31
Disagree	7.27%	4
Strongly disagree	3.64%	2
Don't know	0.00%	0
TOTAL		55

Q5 My child is demonstrating growth in literacy.

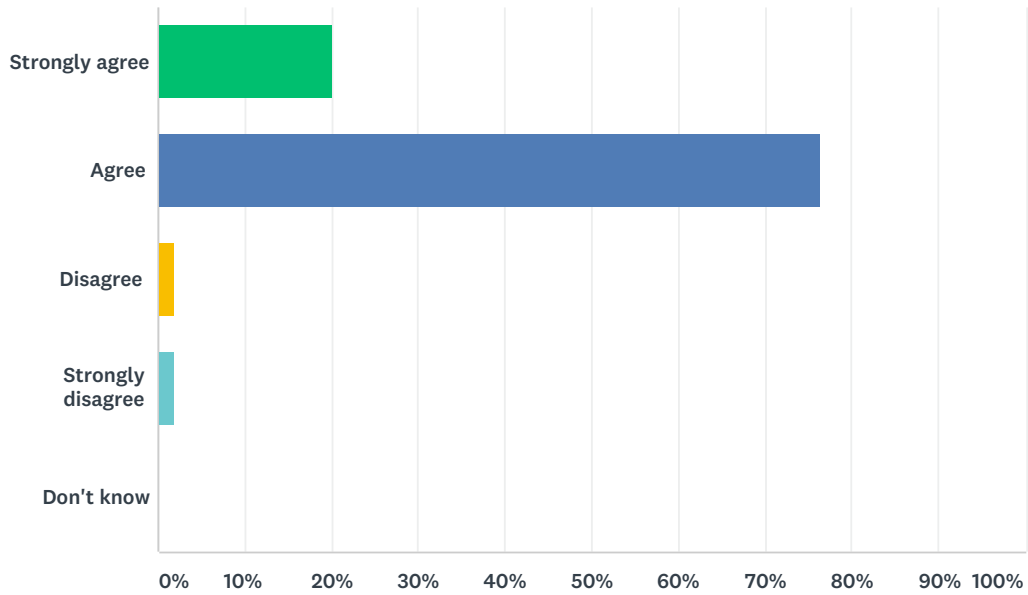
Answered: 55 Skipped: 5



ANSWER CHOICES	RESPONSES	
Strongly agree	25.45%	14
Agree	65.45%	36
Disagree	7.27%	4
Strongly disagree	1.82%	1
Don't know	0.00%	0
TOTAL		55

Q6 My child is demonstrating growth in numeracy.

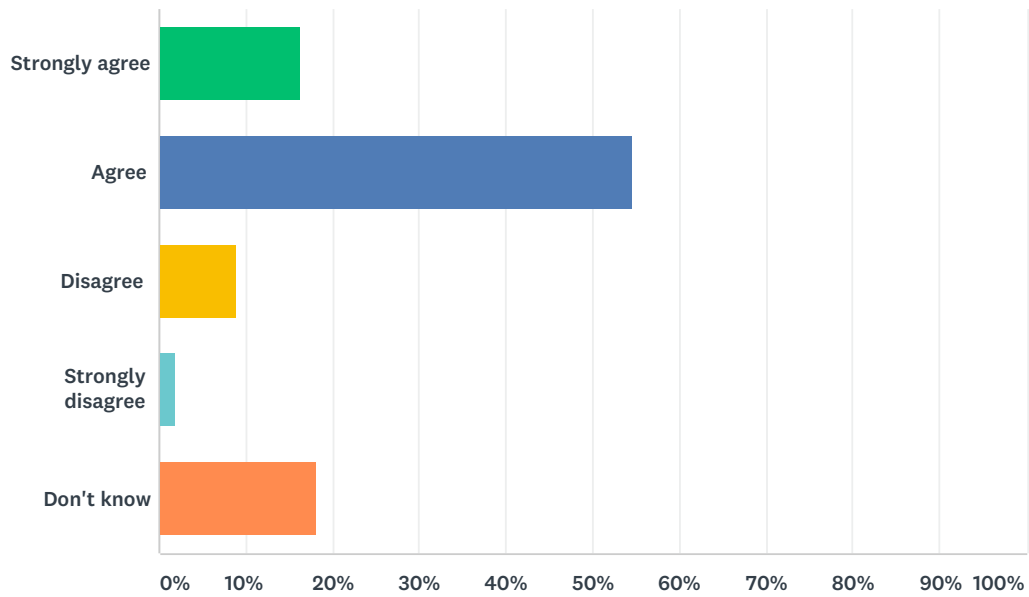
Answered: 55 Skipped: 5



ANSWER CHOICES	RESPONSES	
Strongly agree	20.00%	11
Agree	76.36%	42
Disagree	1.82%	1
Strongly disagree	1.82%	1
Don't know	0.00%	0
TOTAL		55

Q7 My child has an understanding of First Nations, Métis and Inuit culture and history.

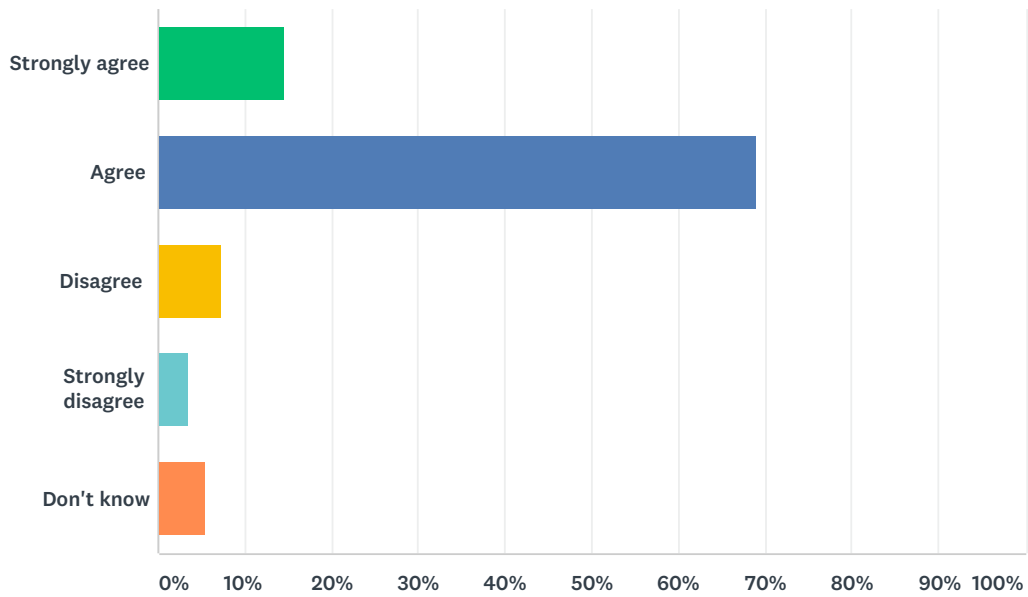
Answered: 55 Skipped: 5



ANSWER CHOICES	RESPONSES	
Strongly agree	16.36%	9
Agree	54.55%	30
Disagree	9.09%	5
Strongly disagree	1.82%	1
Don't know	18.18%	10
TOTAL		55

Q8 My child is being taught knowledge, skills and attitudes necessary to be successful in life.

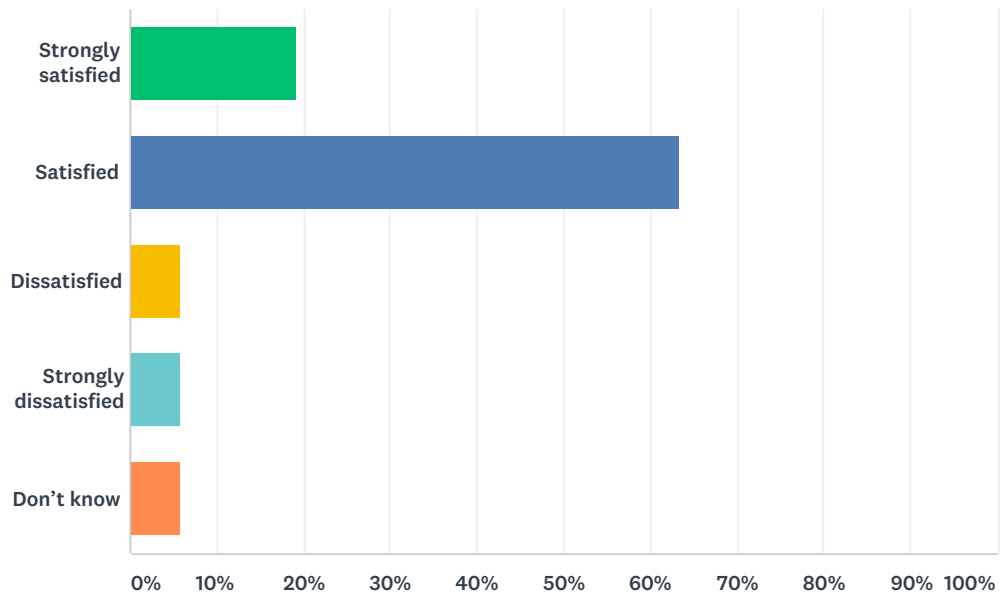
Answered: 55 Skipped: 5



ANSWER CHOICES	RESPONSES	
Strongly agree	14.55%	8
Agree	69.09%	38
Disagree	7.27%	4
Strongly disagree	3.64%	2
Don't know	5.45%	3
TOTAL		55

Q9 How satisfied are you with the quality of education your child is receiving at his or her school?

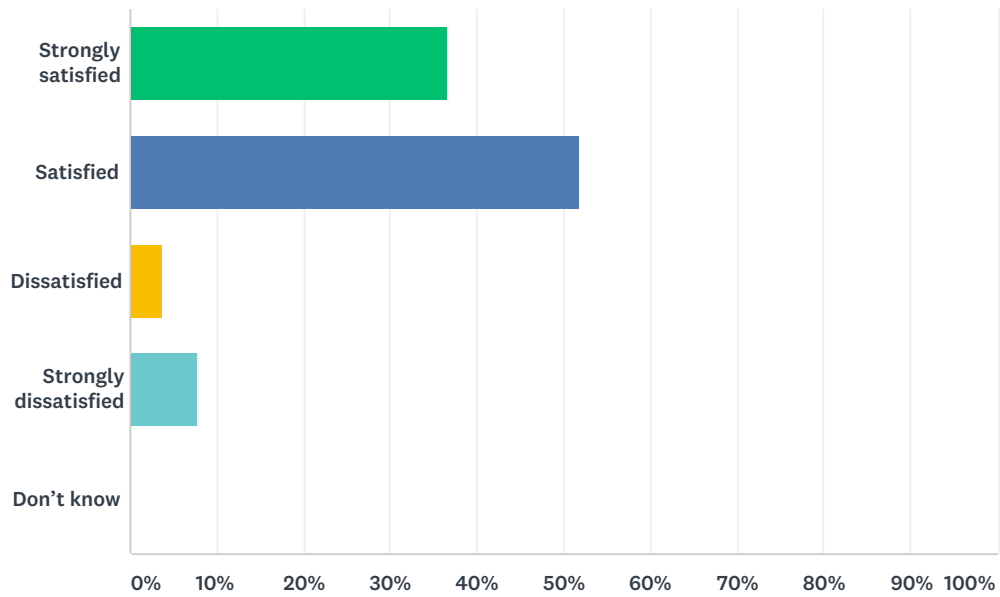
Answered: 52 Skipped: 8



ANSWER CHOICES	RESPONSES	
Strongly satisfied	19.23%	10
Satisfied	63.46%	33
Dissatisfied	5.77%	3
Strongly dissatisfied	5.77%	3
Don't know	5.77%	3
TOTAL		52

Q10 How satisfied are you with the quality of teaching at your child's school?

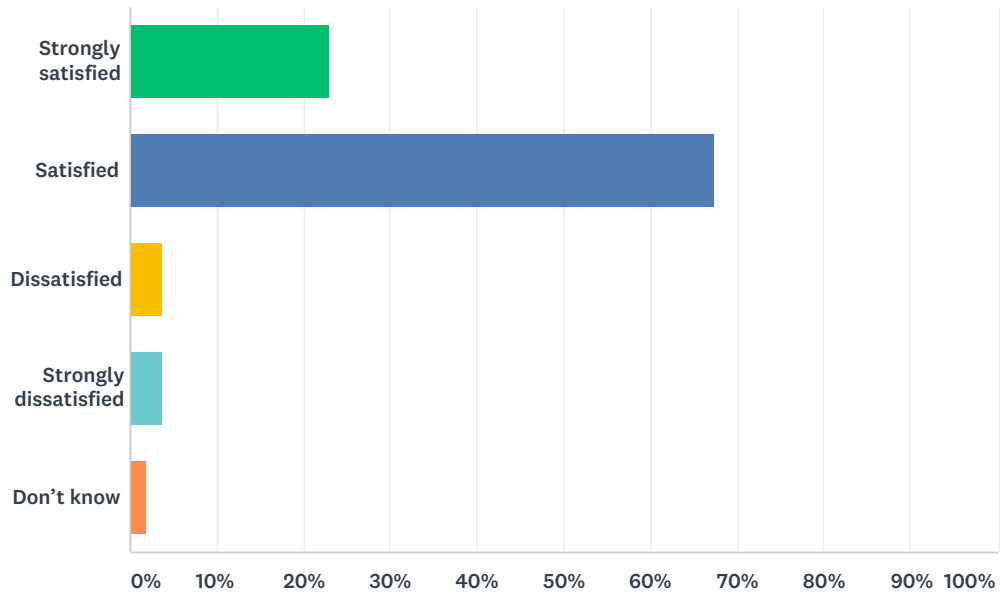
Answered: 52 Skipped: 8



ANSWER CHOICES	RESPONSES	
Strongly satisfied	36.54%	19
Satisfied	51.92%	27
Dissatisfied	3.85%	2
Strongly dissatisfied	7.69%	4
Don't know	0.00%	0
TOTAL		52

Q11 How satisfied are you with the leadership in your child's school?

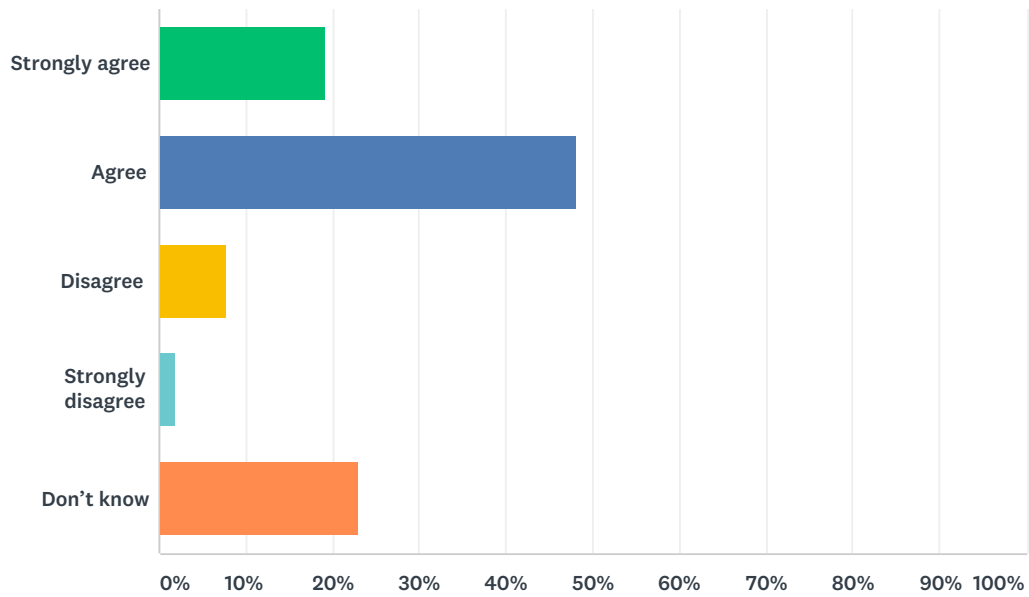
Answered: 52 Skipped: 8



ANSWER CHOICES	RESPONSES	
Strongly satisfied	23.08%	12
Satisfied	67.31%	35
Dissatisfied	3.85%	2
Strongly dissatisfied	3.85%	2
Don't know	1.92%	1
TOTAL		52

Q12 The rights and responsibilities of citizenship are reinforced in my child's school.

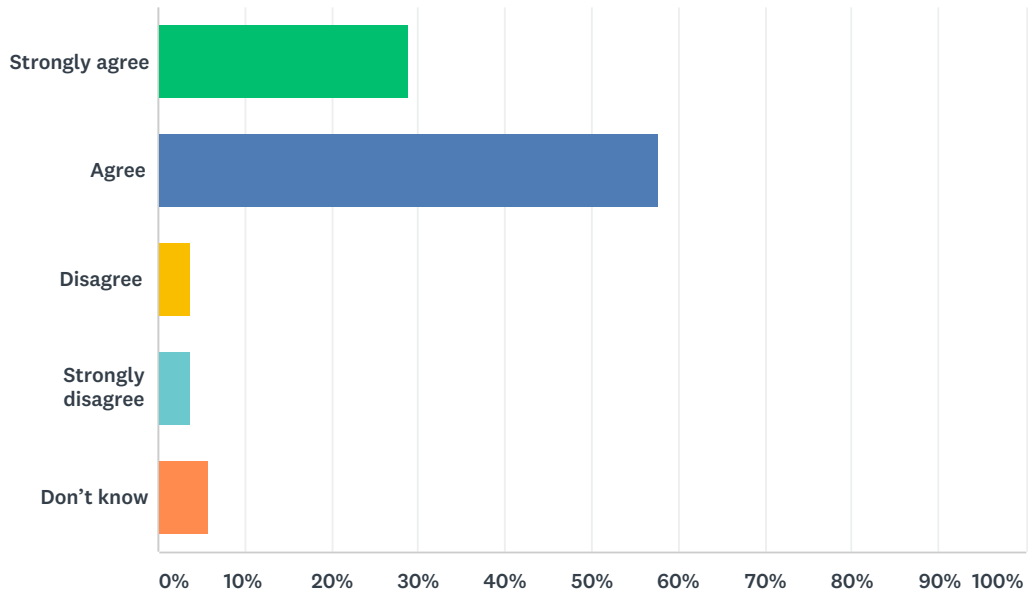
Answered: 52 Skipped: 8



ANSWER CHOICES	RESPONSES	
Strongly agree	19.23%	10
Agree	48.08%	25
Disagree	7.69%	4
Strongly disagree	1.92%	1
Don't know	23.08%	12
TOTAL		52

Q13 The school staff care about my child.

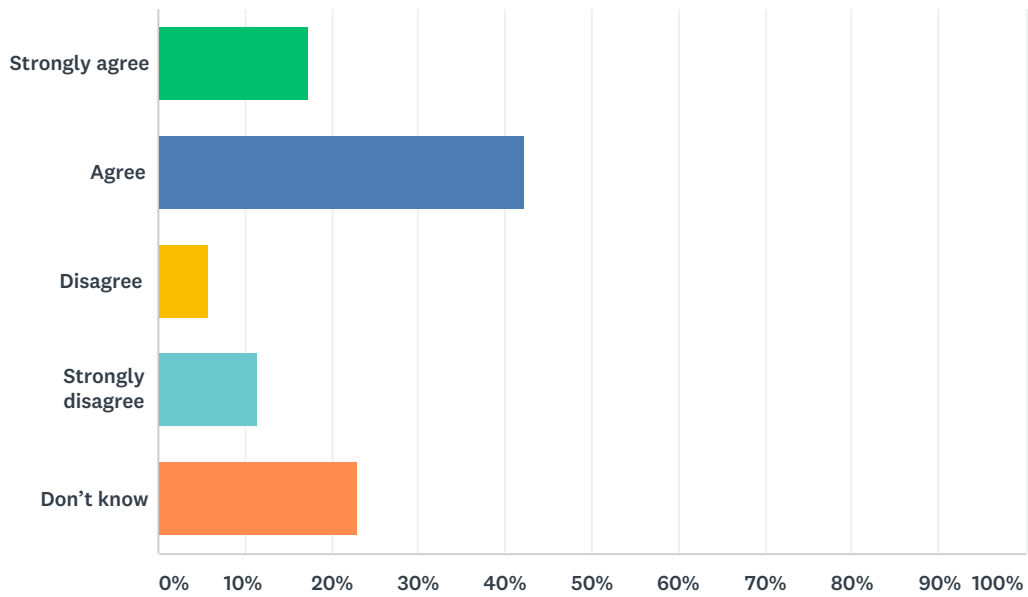
Answered: 52 Skipped: 8



ANSWER CHOICES	RESPONSES	
Strongly agree	28.85%	15
Agree	57.69%	30
Disagree	3.85%	2
Strongly disagree	3.85%	2
Don't know	5.77%	3
TOTAL		52

Q14 Discipline is handled in a fair and reasonable manner in my child's school.

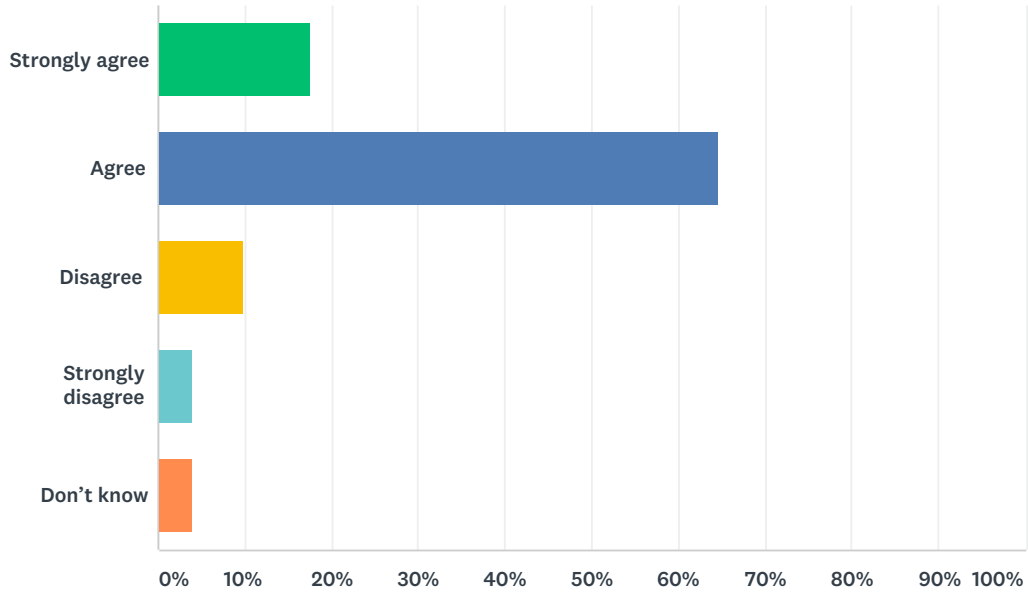
Answered: 52 Skipped: 8



ANSWER CHOICES	RESPONSES	
Strongly agree	17.31%	9
Agree	42.31%	22
Disagree	5.77%	3
Strongly disagree	11.54%	6
Don't know	23.08%	12
TOTAL		52

Q15 My child's school is safe.

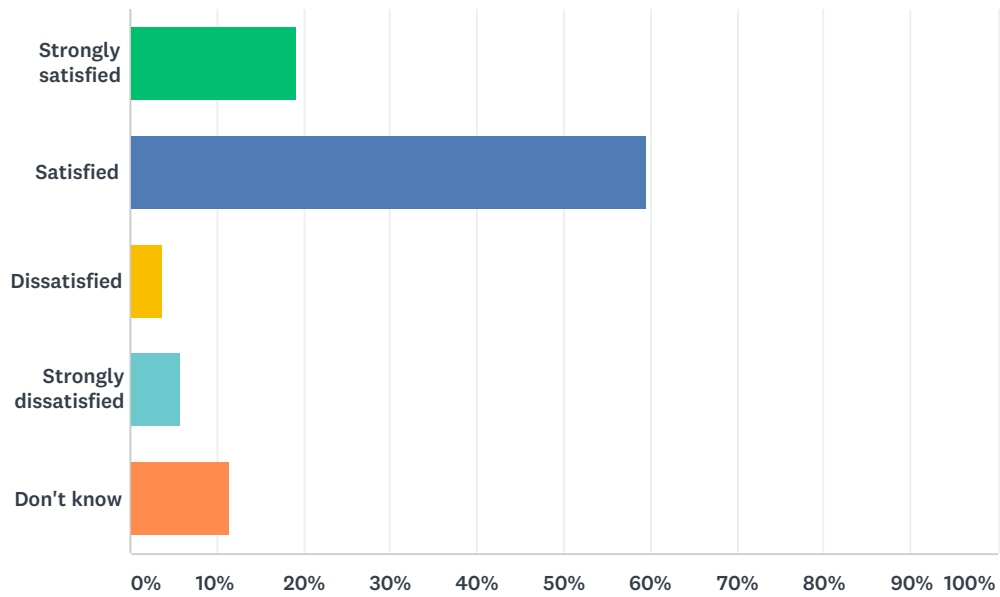
Answered: 51 Skipped: 9



ANSWER CHOICES	RESPONSES	
Strongly agree	17.65%	9
Agree	64.71%	33
Disagree	9.80%	5
Strongly disagree	3.92%	2
Don't know	3.92%	2
TOTAL		51

Q16 How satisfied are you with the resources available to support your child's learning?

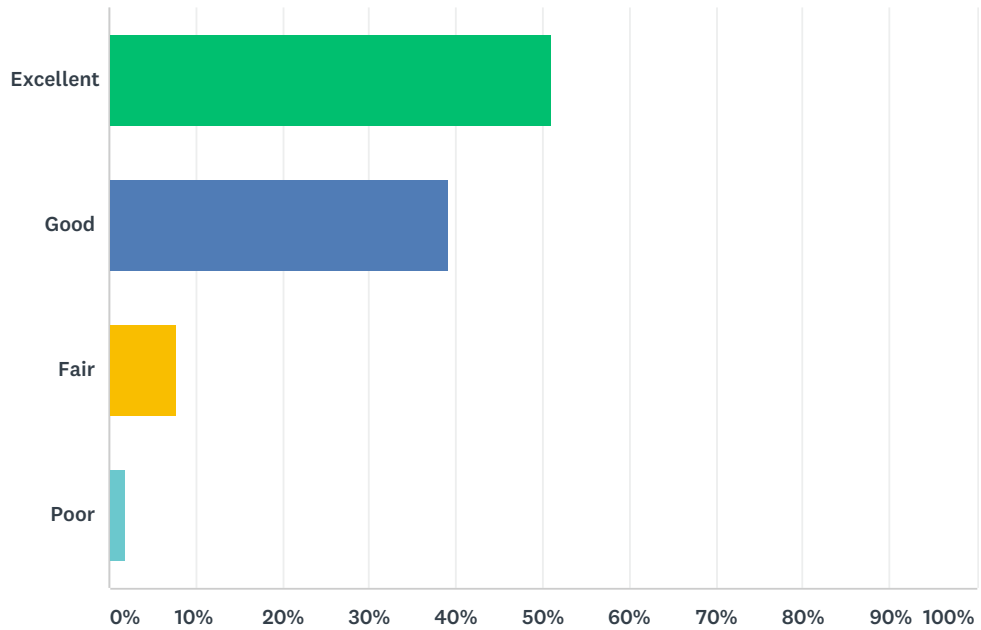
Answered: 52 Skipped: 8



ANSWER CHOICES	RESPONSES	
Strongly satisfied	19.23%	10
Satisfied	59.62%	31
Dissatisfied	3.85%	2
Strongly dissatisfied	5.77%	3
Don't know	11.54%	6
TOTAL		52

Q17 How would you rate the physical condition of your child's school?

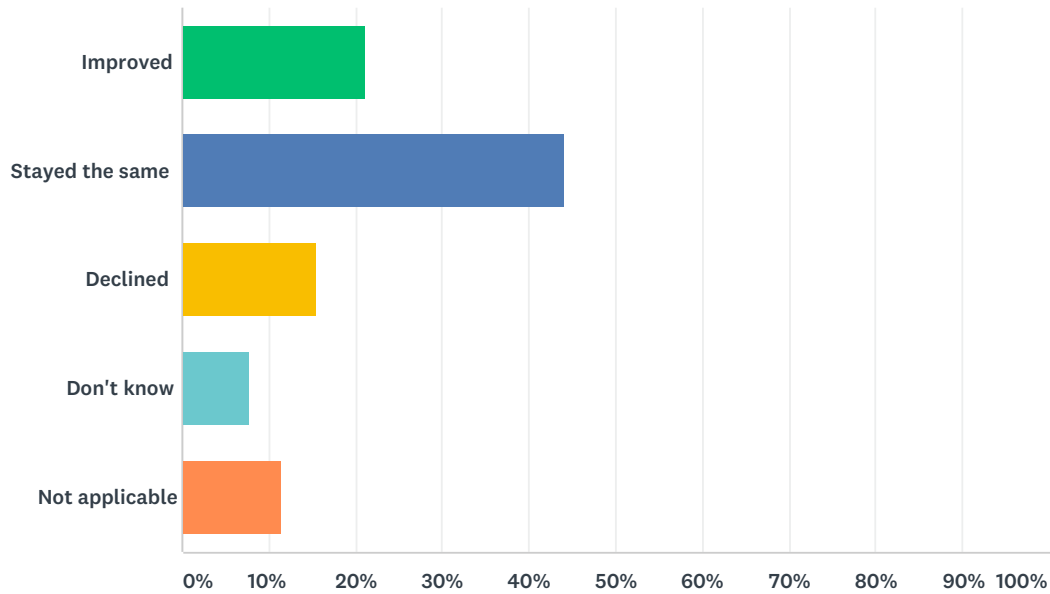
Answered: 51 Skipped: 9



ANSWER CHOICES	RESPONSES	
Excellent	50.98%	26
Good	39.22%	20
Fair	7.84%	4
Poor	1.96%	1
TOTAL		51

Q18 In your opinion, has the quality of education your child has experienced at school improved, stayed the same or declined in the past three years?

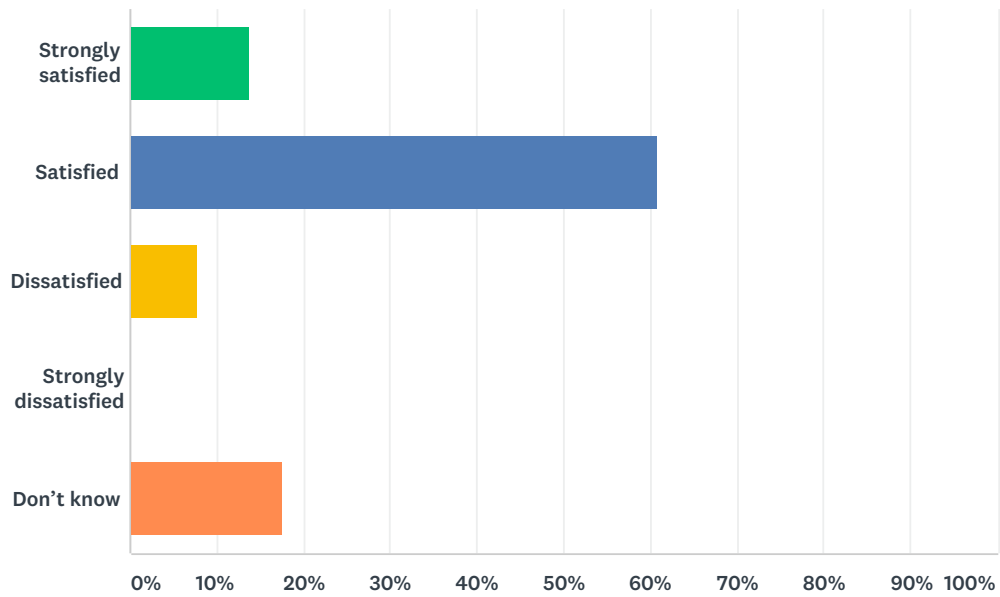
Answered: 52 Skipped: 8



ANSWER CHOICES	RESPONSES	
Improved	21.15%	11
Stayed the same	44.23%	23
Declined	15.38%	8
Don't know	7.69%	4
Not applicable	11.54%	6
TOTAL		52

Q19 How satisfied are you with the opportunity to be involved in decisions at your child's school?

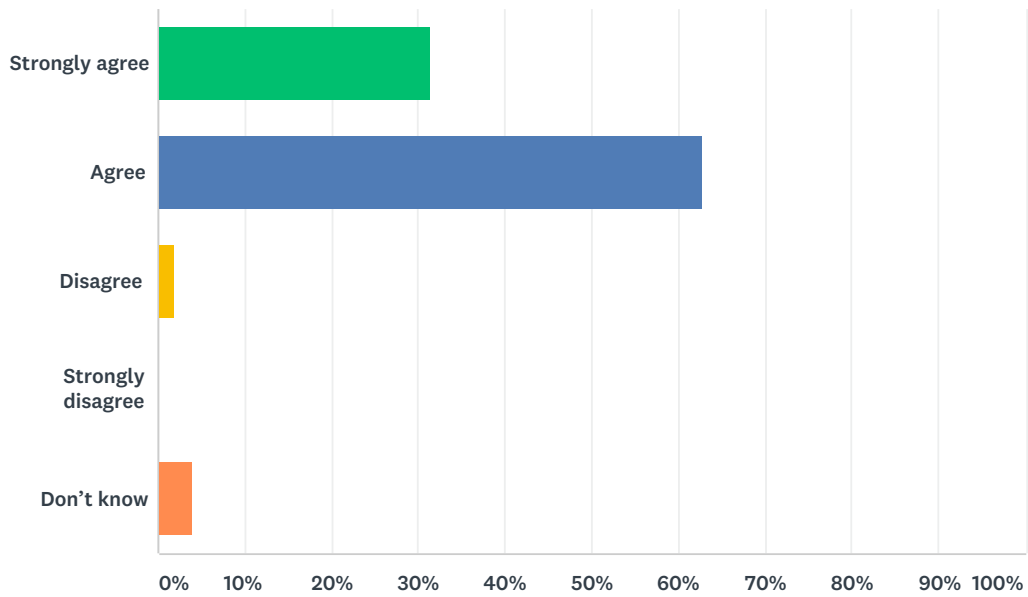
Answered: 51 Skipped: 9



ANSWER CHOICES	RESPONSES	
Strongly satisfied	13.73%	7
Satisfied	60.78%	31
Dissatisfied	7.84%	4
Strongly dissatisfied	0.00%	0
Don't know	17.65%	9
TOTAL		51

Q20 The school keeps me informed about my child's progress and achievement.

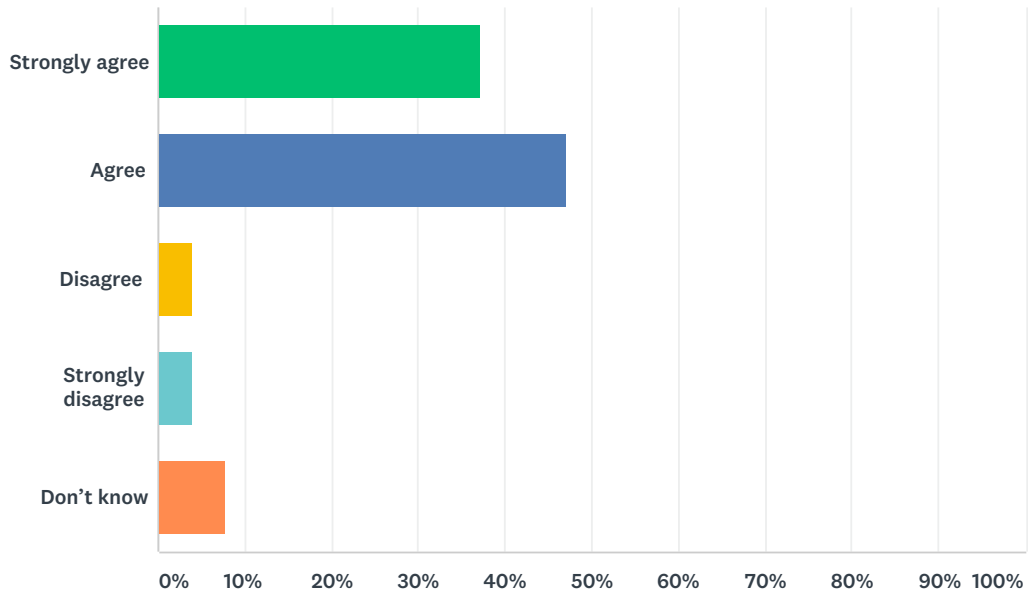
Answered: 51 Skipped: 9



ANSWER CHOICES	RESPONSES	
Strongly agree	31.37%	16
Agree	62.75%	32
Disagree	1.96%	1
Strongly disagree	0.00%	0
Don't know	3.92%	2
TOTAL		51

Q21 There is open and honest communication within my child's school.

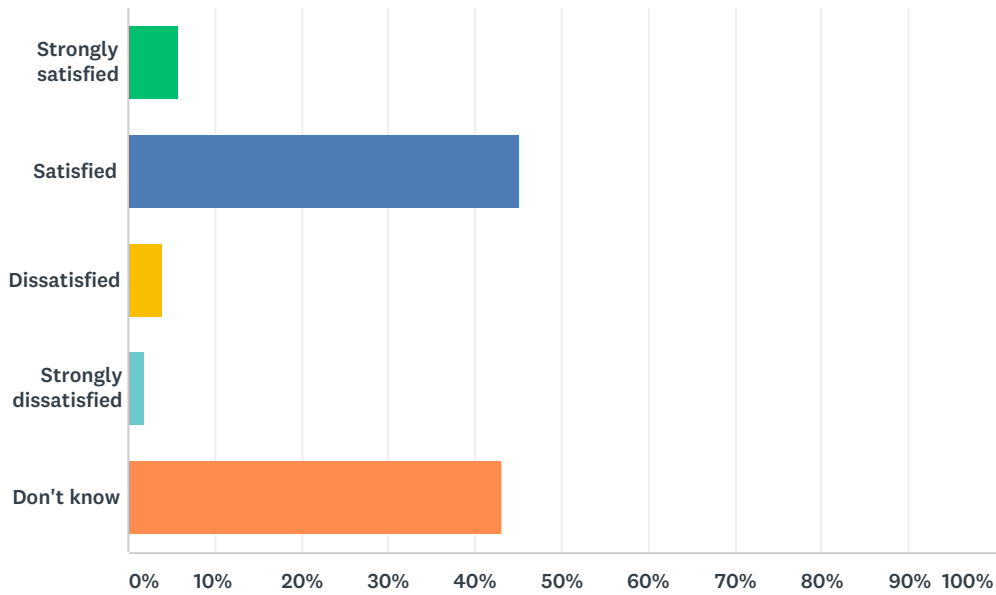
Answered: 51 Skipped: 9



ANSWER CHOICES	RESPONSES	
Strongly agree	37.25%	19
Agree	47.06%	24
Disagree	3.92%	2
Strongly disagree	3.92%	2
Don't know	7.84%	4
TOTAL		51

Q22 How satisfied are you with the community partnerships that may be established at your school? For example: Saffron, KEYS program, Green Certificate, lunch programs, after-school programs, RAP, Tools for School, Scratch Day, Entrepreneurial Adventure, scholarships/grants, etc.

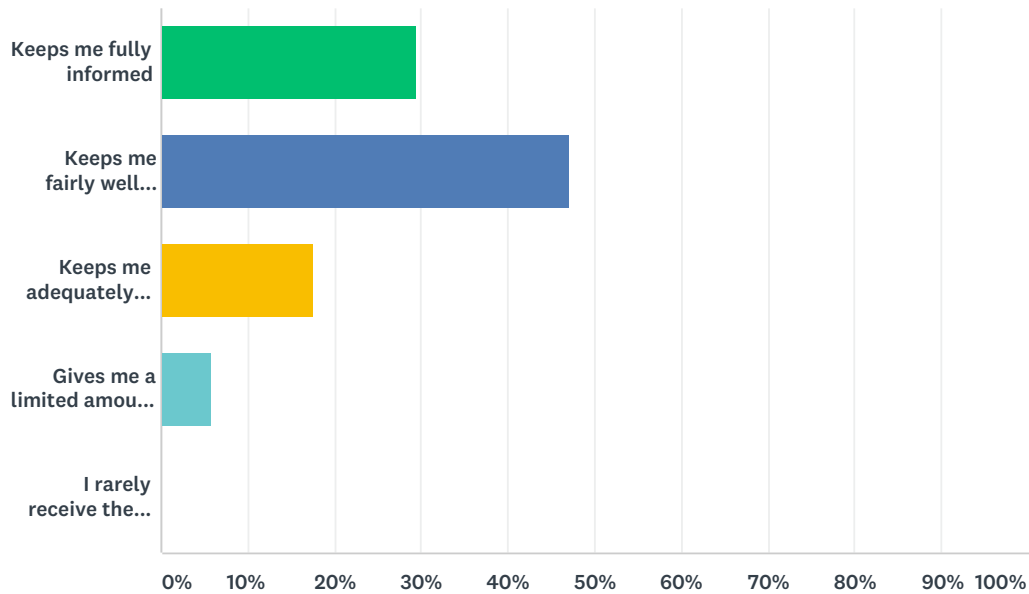
Answered: 51 Skipped: 9



ANSWER CHOICES	RESPONSES	
Strongly satisfied	5.88%	3
Satisfied	45.10%	23
Dissatisfied	3.92%	2
Strongly dissatisfied	1.96%	1
Don't know	43.14%	22
TOTAL		51

Q23 Elk Island Public Schools appreciates the opportunity to stay connected with parents about news, activities, programs and other matters of importance. What is your impression of the communication you receive from your child's school?

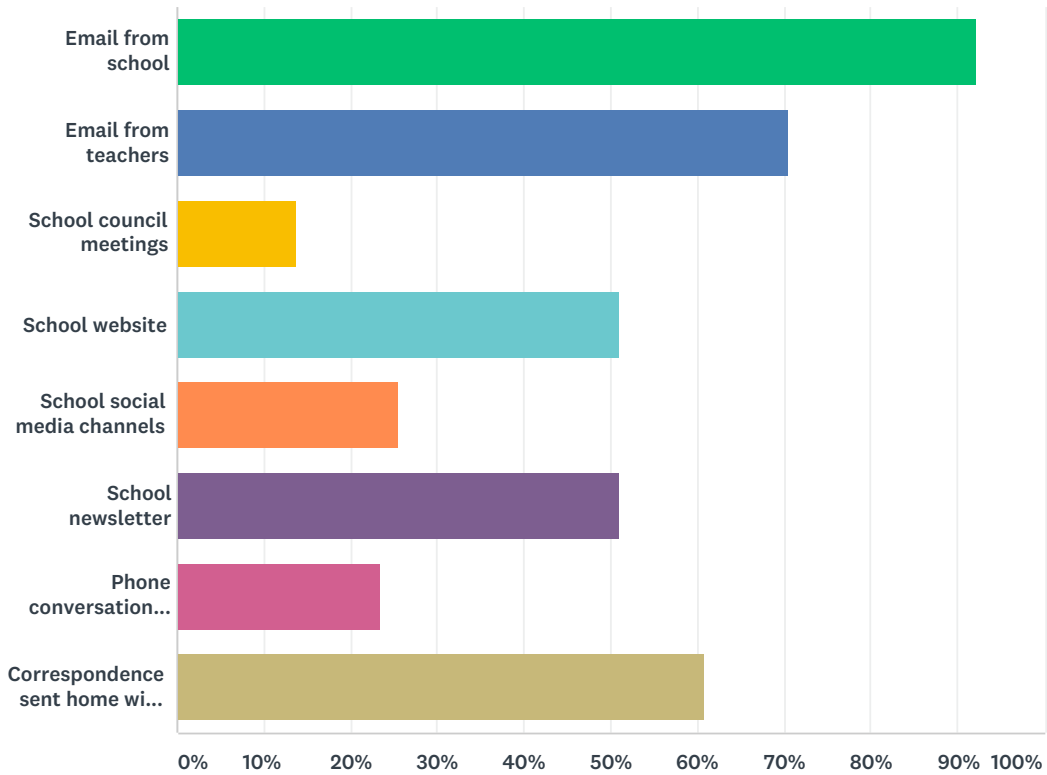
Answered: 51 Skipped: 9



ANSWER CHOICES	RESPONSES	
Keeps me fully informed	29.41%	15
Keeps me fairly well informed	47.06%	24
Keeps me adequately informed	17.65%	9
Gives me a limited amount of information	5.88%	3
I rarely receive the information I need	0.00%	0
TOTAL		51

Q24 Do you regularly make use of the following to keep up to date on school activities, programs, etc.? Check all that apply.

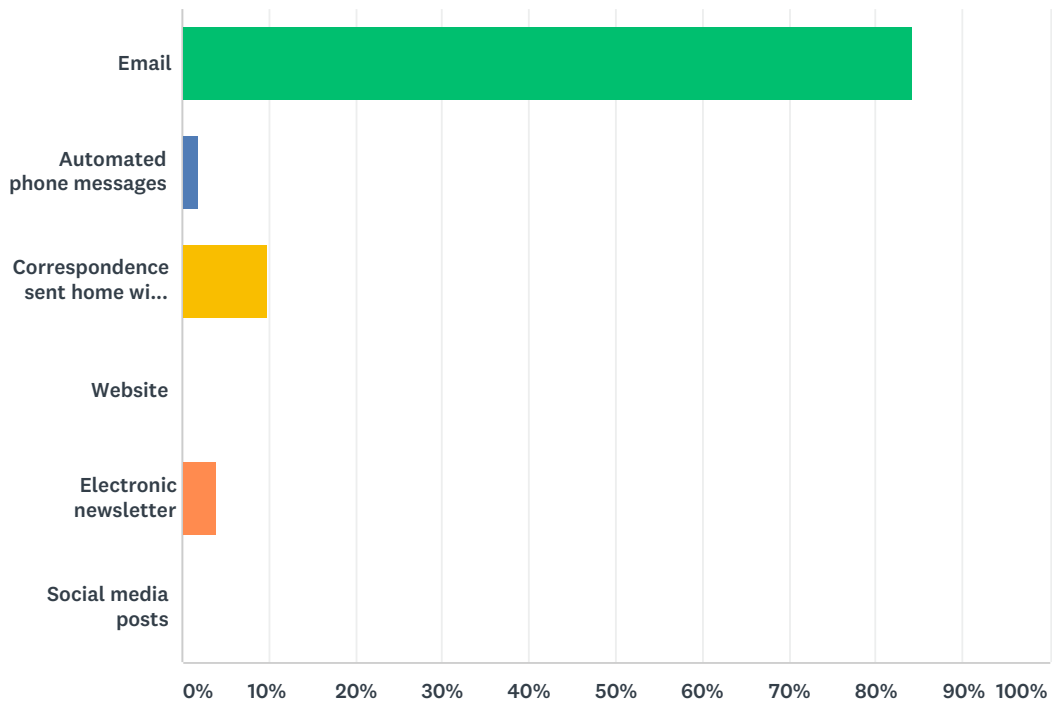
Answered: 51 Skipped: 9



ANSWER CHOICES	RESPONSES	
Email from school	92.16%	47
Email from teachers	70.59%	36
School council meetings	13.73%	7
School website	50.98%	26
School social media channels	25.49%	13
School newsletter	50.98%	26
Phone conversations with the school or teachers	23.53%	12
Correspondence sent home with your child	60.78%	31
Total Respondents: 51		

Q25 What is your most preferred method of communication from the school and Division?

Answered: 51 Skipped: 9

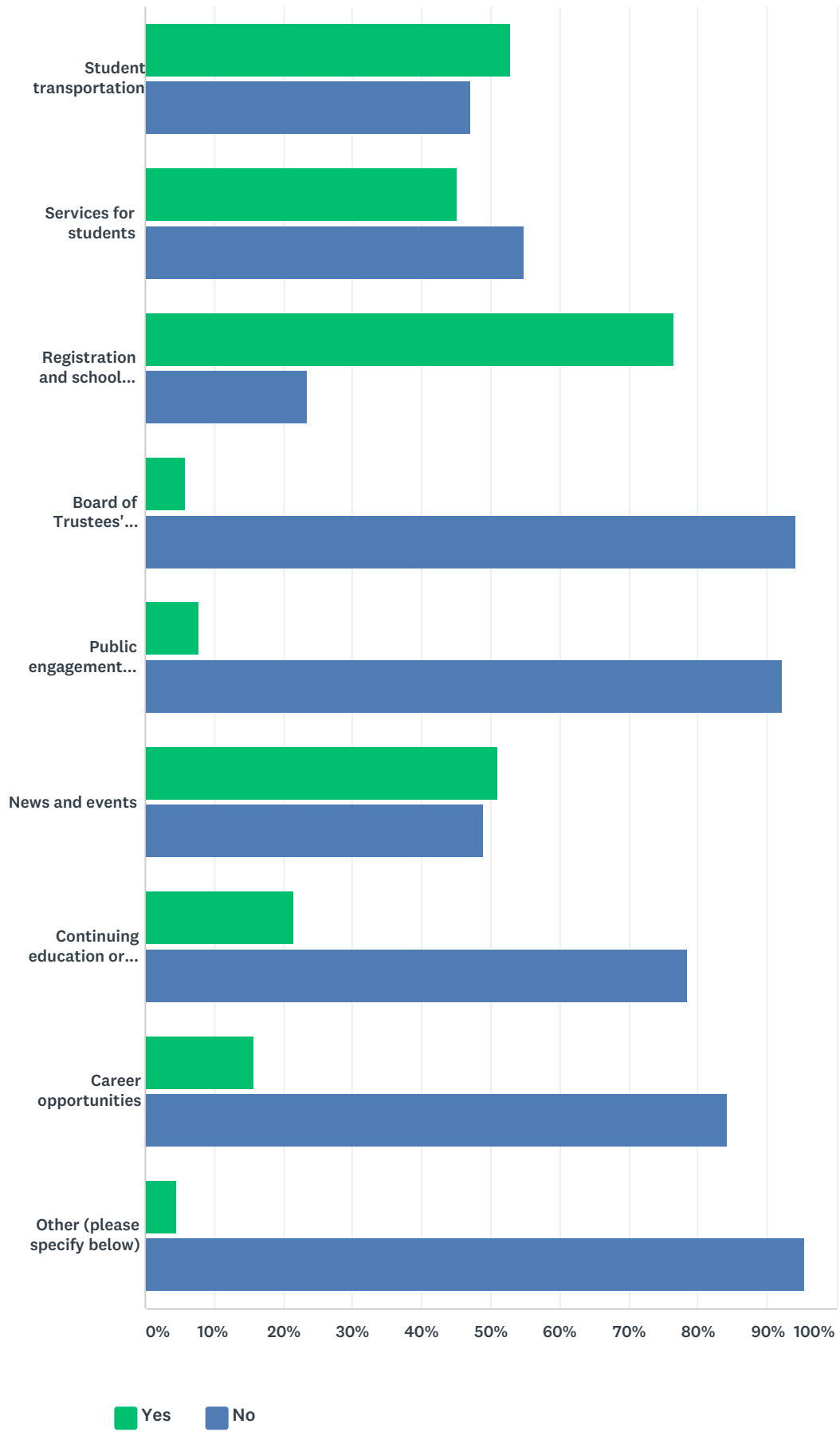


ANSWER CHOICES	RESPONSES	
Email	84.31%	43
Automated phone messages	1.96%	1
Correspondence sent home with your child	9.80%	5
Website	0.00%	0
Electronic newsletter	3.92%	2
Social media posts	0.00%	0
TOTAL		51

Q26 Do you visit the Division website (www.eips.ca) for information on:

Answered: 51 Skipped: 9

EIPS Parent Survey 2018-19



■ Yes
 ■ No

	YES	NO	TOTAL	WEIGHTED AVERAGE
--	-----	----	-------	------------------

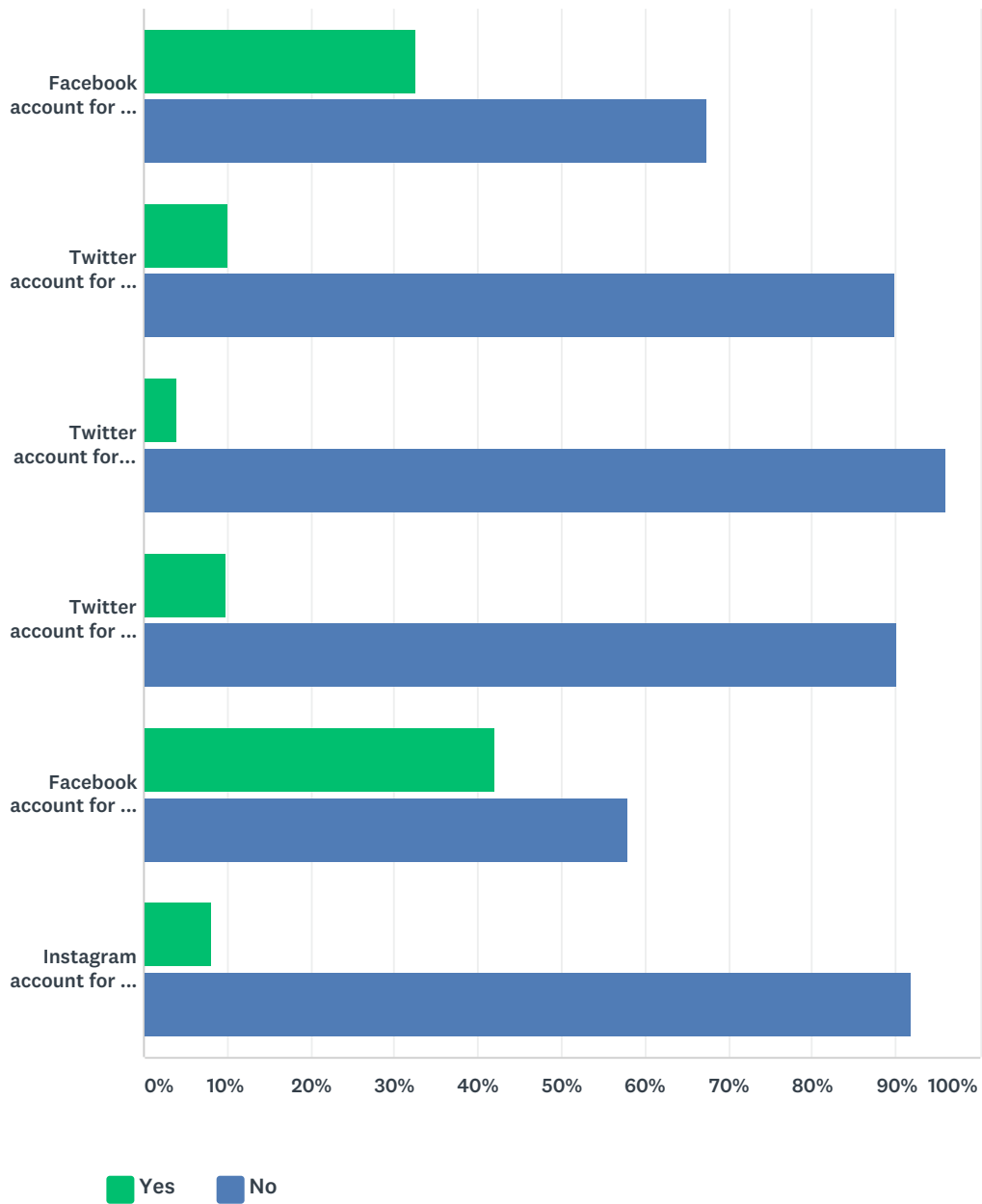
EIPS Parent Survey 2018-19

Student transportation	52.94% 27	47.06% 24	51	1.53
Services for students	45.10% 23	54.90% 28	51	1.45
Registration and school boundaries	76.47% 39	23.53% 12	51	1.76
Board of Trustees' meetings	5.88% 3	94.12% 48	51	1.06
Public engagement initiatives	7.84% 4	92.16% 47	51	1.08
News and events	50.98% 26	49.02% 25	51	1.51
Continuing education or summer courses	21.57% 11	78.43% 40	51	1.22
Career opportunities	15.69% 8	84.31% 43	51	1.16
Other (please specify below)	4.55% 2	95.45% 42	44	1.05

#	OTHER:	DATE
1	School calendar	3/15/2019 9:36 PM
2	Calendar	3/12/2019 10:20 PM

Q27 The Division and schools often share news and information on social media. Do you follow:

Answered: 51 Skipped: 9



	YES	NO	TOTAL	WEIGHTED AVERAGE
Facebook account for the Division (Facebook.com/ElkIslandPublicSchools)	32.65% 16	67.35% 33	49	1.33
Twitter account for the Division (@eips)	10.00% 5	90.00% 45	50	1.10
Twitter account for EIPS Student Transportation (@eipsST)	3.92% 2	96.08% 49	51	1.04
Twitter account for my child's school	9.80% 5	90.20% 46	51	1.10

EIPS Parent Survey 2018-19

Facebook account for my child's school, if applicable	42.00%	58.00%		
	21	29	50	1.42
<hr/>				
Instagram account for my child's school, if applicable	8.16%	91.84%		
	4	45	49	1.08